

Henderson®

Providing Playground Fun™





Putting Children First

We are happy to introduce to you our new 2020 catalog. We appreciate you for taking the time to look through our newest products and designs. This catalog is filled with high-quality, innovative, and FUN products that are a result of our continued commitment to our loyal customers.

Henderson Recreation is a family owned and operated company since 1971. Our passion is to produce fun, innovative and durable playgrounds. We are guided by our founding father's belief of, "putting children's safety first in every playground we build." This belief remains the driving force behind every playground we build.

Our highly skilled sales partners are

available to work with you every step of the way to ensure that each playground project is uniquely yours, meeting the requirements of your community, but most importantly the needs of each and every child, regardless of their abilities.

Safety, service, innovation, quality, value and relationships; these are the key factors we promise to you our customers. Thank-you for making us the company we are today! Thank-you for trusting us with your business, we look forward to another year of Putting Children First.

OUR WORLD IS PLAY and we invite you to be a part of it.



The Henderson Family
Andrew, Matthew, and Charles

Table of Contents

Henderson has been a leader in quality-built playgrounds for over 49 years. We have the play equipment to meet the most demanding of customers — children that play on it. Choose from four playground lines and a plethora of components. Accentuate your playground with freestanding equipment, motion toys, swings or dinosaur digs and concrete play events.



4 - New Products

Henderson Recreation has lots of new products in this catalog. New climbing events, new links, new roofs, new panels, new overhead components and new motion activities.



10 - PlaySteel FIT

PlaySteel FIT is our most popular playground line. It's specifically designed to fit your space, fit your budget and fit your needs. We have many designs to choose from or work with a representative to design your own.



42 - PlaySteel MAX

Maximize versatility, accessibility and component selection with PlaySteel MAX, Henderson's premium play system. PlaySteel MAX is large and in charge, and has our largest decks, our most durable posts, and our largest selection of play components.



66 - Mighty Shade

Mighty Shade is designed to work with our PlaySteel MAX and PlaySteel FIT product lines. Shade is essential in hot areas with unrelenting sun. Help protect children from heat and harmful UV rays while still enjoying outdoor play under a Mighty Shade playground.



81 - PlaySteel MAX and FIT Components

Interested in designing your own playground? Looking to alter our designs with play components of your choice? Well this is the place to start.



129 - Orbis

Orbis is our modern playground line with a focus on fitness. Kids love the Orbis often choosing it over traditional playgrounds to play on. You can't go wrong—each one is a proven winner with children.



134- Geodes

Geodes are not just climbers. Children use play ropes in more ways than you can imagine—climbing is just the beginning.



136 - PlayTots

Check out our new and improved popular PlayTots playground line. It's more colorful, more fun, and better in many ways.



146 - Dinosaur Digs and More

Discover amazingly real dinosaur digs cast from original dinosaur bones. Exciting and educational. We also offer a variety of concrete climbers and other play features that are sure to impress every child.



150 - Motion Toys

Kids love motion! We love making them. Choose from our most popular selection of motion toys designed for one or multiple users.



158 - Freestanding Equipment

Looking for the perfect way to complete your playground? Henderson offers loads of innovative freestanding play events and stand-alone play items.



168 - Swings

Looking for the most iconic play event ever? Well you found them, swings are fundamental to any play environment. Henderson has lots of styles and sizes to choose from.



172 - Introducing Vista Furnishings

Henderson Recreation, working together with experts in the site furnishing industry, has designed, developed and manufactured a new line of site furnishings called Vista Furnishings.



174 - Color Combinations

Choosing a playground color combination may seem easy but many of our valued customers are often overwhelmed with so many color choices. We have provided you with 17 popular and pleasing color choices to choose from.



176 - Warranty and Terms

You can find all the technical warranty, terms, and industry affiliations here.



177 - Color Options

Need more color options than the color combinations we provide? Well this is the place to start to see all the available color choices we have to offer.



Reverse Arch Link

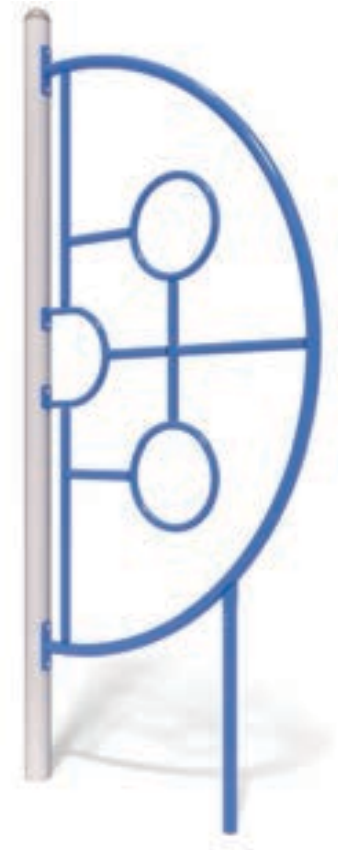
Looking for a real challenge for those active kids? Look no further than the Reverse Arch Link that traverses between two decks.



Gaga Pit

Gaga Pit you say? It's fast game played in a boarded and typically octagonally shaped pit with lots of players. It's like a softer version of dodge ball that combines the skills of striking, jumping, running and dodging the ball while trying to hit your opponents below the knees. See page 167 for more sizes.

Check out all our new components for 2020. Lots of new climbing events, a really cool monster truck, more challenging links, creative panels and a whole new trike path signage line. We also added gaga pits and roto-gen sound panels.



Side Hemisphere

The Side Hemisphere adds more climbing challenges in limited spaces by simply attaching to a post. A great way to add more fun and play value to any playground.



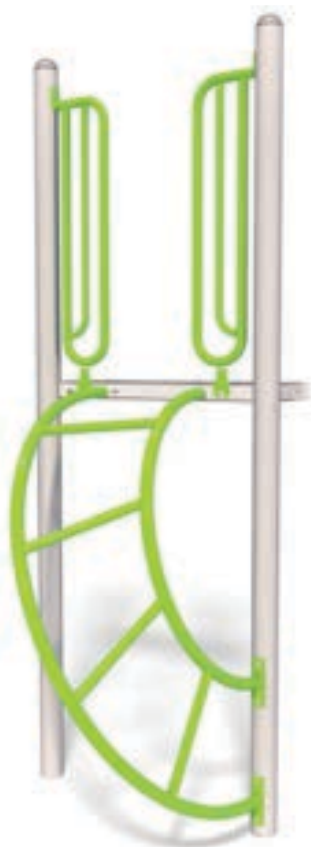
300° Overhead

A 300° degree overhead event that loops back on the attachment deck, a great space saver compared to traditional long overhead ladders. The curve allows added challenge to this overhead activity.



Monster Truck

Kids will love to ride in this Monster Truck. Four seats, two steering wheels, gear shift and a manipulative gear panel in the front engine.



Twisted Arch Climber

The twisted arch is a challenge to climb but easy on your playground budget because no extra ground holes are required to install it.



Space Ring Climber

A vertical climbing wall with space rings big enough to weave through to the other side. Can be attached to a playground or used as a freestanding climbing event.



Comfy Pod Spinner

A comfortable and gentle spinner provides a great hang out for children who want to spin around in leisure with the reassurance of walls to prevent falling out and provides a safe feeling.



Swirly Spinner

The Swirly Spinner will be a hit at any playground. Children love to spin and the Swirly Spinner provides a comfortable fun ride to watch the world go round and round.



Sun Burst Rec-Roof

Add a unique look to your new playground with our Sun Burst Rec-Roof. Large circular holes will allow the light to come through and create interesting patterns on the playground.



Wiggle Link

The Wiggle Link connects decks separated by 4ft (1.22m). Children can climb vertically, through or around this simple but versatile climbing link.



Swiss Cheese Link

A challenging link climber that connects two decks separated by 3ft (0.9m) difference. Can be traversed from both sides.



Sun Burst Tri-Roof

A triangle version of our Sun Burst Roof. Some shade is provided but the light can shine through and create interesting patterns on the playground.



Ship's Ladder

The traditional Ship's Ladder is back. A challenging chain and pipe ladder that moves and flexes with the users motion.




Trapeze Arc

Can you make it across this 7 unit swinging trapeze style overhead. Great overhead play event to add to a post or freestanding.



Eco Climber

Styled after a child's tree fort ladder, the Eco Climber provides the same moving free climb as the Ship's Ladder but uses larger hand and foot supports that are made out of durable recycled plastic.



Up and Up Rope Link

A two stage rope and metal climber designed so users can traverse up and down between decks separated by a 3ft (0.9m) elevation change. Two sided climbing so more children can use at one time.



Sound Station

Three roto-gen (no power or batteries required) panel sound station that includes a really fun musical Drum panel, a creative sound Piano and a rock star electric Guitar Panel to bang off some cool riffs.



Post Mount Sand Table

Children love to play in the sand and this table is a great option on a playground or on an accessible path.



Drive Thru Playcounter

Add to a trike path and combine with the signs below to create an entertaining trike route.



No Trikes Sign

Put professional signage on your playground trike paths. Put this sign up where trikes are not allowed to go. Let's see if the kids will follow the signs.



RR Crossing Sign

Got a train crossing in your yard? Then you need a RR Crossing Sign for your bike or trike path.



School Crossing Sign

Some kids zip around a trike path like they own the whole road. Set up a School Crossing Sign to show where kids can cross the bike path safely without get run over by those speed demons.



Firefighter Panel

Cute firefighter panel with a mirror on the opposite side so kids can pretend to be a firefighter and take selfie's to show their friends.



Construction Panel

Hard hats and caution required when entering a construction zone. A great panel addition for imaginative play.



Gas Pump

Your trike is all out of gas? No problem we have a Gas Pump to filler up. Comes with detachable pumps.



Stop Sign

Every bike path needs a stop sign. It's the most important rule of the road. Control your trike or bike path traffic with this Stop Sign.



Go Trikes Go Sign

It's the autobahn trike path sign for full speed ahead.



Yield Sign

Sometimes you don't need a full stop just a yield sign to let other trikes and bikes through.



PlaySteel FIT

Fits your space

Fits your budget

Fits your needs







The Perfect Playground Fit

Looking for a playground that's a perfect fit for a tight space and tight budget? Look no further than PlaySteel FIT. Your dollar will go further with smart, cost-saving designs that don't sacrifice any play value. PlaySteel FIT features almost all of the same great components as our larger products with smaller decks and posts to keep costs lower. PlaySteel FIT is everything you need in a playground at a price you desire.

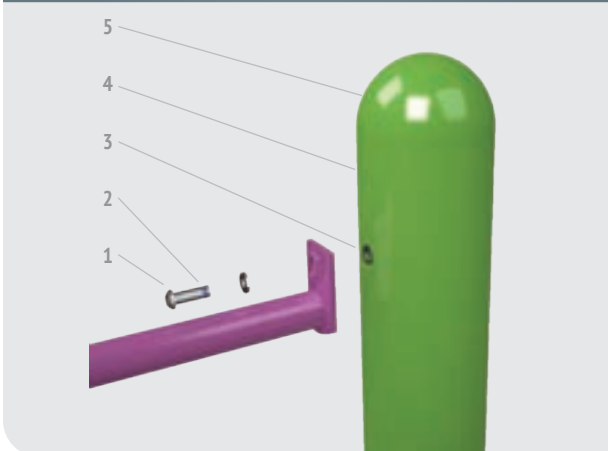


Quality Built In

Henderson is an ISO 9001 registered and a CWB certified welding facility. Quality control is built into every product we manufacture. As a lean manufacturer we don't start making your product until it's ordered. We don't stock product which saves in waste and that translates into better cost savings for you.

Designed by Experts

Kids are our number one priority and our sales staff and representatives are trained to help you find the best play environment to suit your needs for them. Need a playground to fit a particular site? Want to customize your playground? Just talk to our representatives to get the ball rolling.



Bolt-N-Go Technology


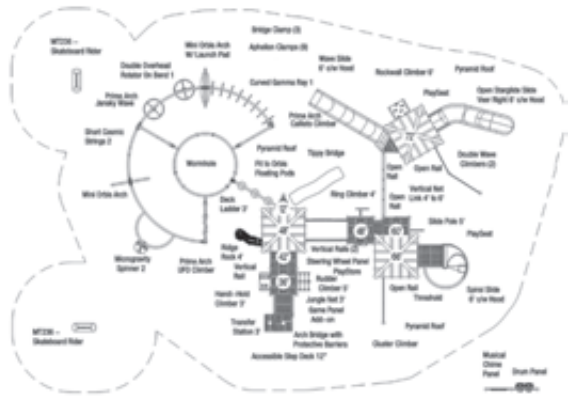
1. 304 alloy stainless steel tamper-resistant TORX® head bolts provide superior vandal resistance
2. Microspheres® thread-coating keeps bolts tight
3. Bolt-N-Go uprights arrive pre-threaded and ready to receive components
4. PlaySteel FIT uprights are 3.5" O.D. x 13 gauge galvanized steel for superior strength and durability
5. Durable cast-aluminum post caps

Model # B306612

Age: 5 to 12
 Play Events: 37
 Kid Capacity: 90
 Use Zone: 66' x 46' (20.1 x 14.0m)
 ASTM F1487: ✓
 CAN/CSA-Z614: ✓
 CPSC Pub.325: ✓

Components:

- 7 Square Deck
- 4 Open Rail
- 3 Pyramid Roof
- 2 Vertical Rail
- 2 Triangle Deck
- 2 Skateboard Rider
- 2 PlaySeat
- 2 Double Wave Climber
- 1 Wormhole
- 1 Wave Slide 6'
- 1 Vertical Net Link 4' to 6'
- 1 UFO Climber
- 1 Transfer Station 3'
- 1 Tippy Bridge
- 1 Terra Stepping Pad
- 1 Steering Wheel Panel
- 1 Spiral Slide 6'
- 1 Slide Pole 5'
- 1 Single Slide Plastic Hood
- 1 Short Cosmic Strings 2
- 1 Rudder Climber 5'
- 1 Rockwall Climber 6'
- 1 Ring Climber 4'
- 1 Ridge Rock 4'
- 1 PlayStore
- 1 Open Starglide Slide Veer Right 6'
- 1 Musical Chime Panel
- 1 Microgravity Spinner 2
- 1 Jungle Net 3'
- 1 Jansky Wave
- 1 Handi-Hold Climber 3'
- 1 Game Panel Add-on
- 1 Fit to Orbis Floating Pods
- 1 Drum Panel
- 1 Double Overhead Rotator
- 1 Deck Ladder 3'
- 1 Curved Gamma Ray 1
- 1 Cluster Climber
- 1 Callisto Climber
- 1 Arch Bridge
- 1 Accessible Step Deck 1'



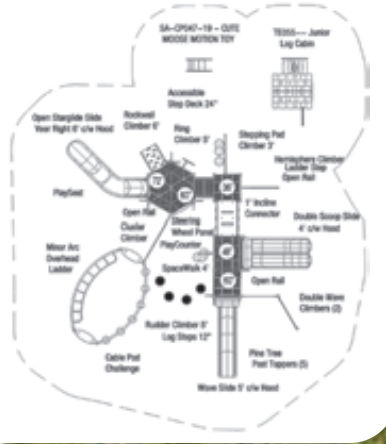


Model # B306613

Age: 5 to 12
 Play Events: 27
 Kid Capacity: 65
 Use Zone: 50' x 41' (15.2 x 12.5m)
 ASTM F1487: ✓
 CAN/CSA-Z614: ✓
 CPSC Pub.325: ✓

Components:

- 5 Pine Tree Post Topper
- 4 Log Step 1'
- Open Rail
- 2 Square Deck
- 2 Launch Pad
- 2 Half Hex Deck
- 2 Double Wave Climber
- 1 Wave Slide 5'
- 1 Stepping Pod Climber 3'
- 1 Steering Wheel Panel
- 1 SpaceWalk 4'
- 1 Rudder Climber 5'
- 1 Rockwall Climber 6'
- 1 Ring Climber 5'
- 1 Rectangle Deck
- 1 PlaySeat
- 1 PlayCounter
- 1 Open Starglide Slide Veer Right 6'
- 1 Minor Arc Overhead Ladder
- 1 Junior Log Cabin
- 1 Hemisphere Climber
- 1 Double Scoop Slide 4'
- 1 Moose Motion Toy
- 1 Cluster Climber
- 1 Cable Pod Challenge
- 1 B3 Turning Bar
- 1 Accessible Step Deck 2'
- 1 1' Incline Connector





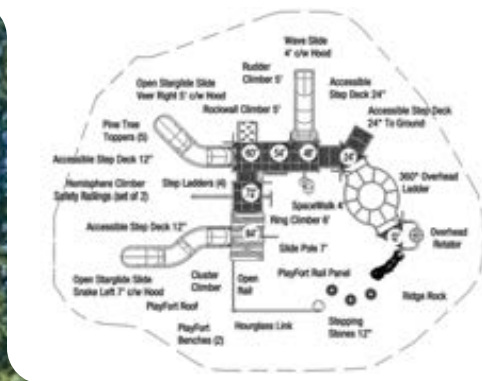
Model # B306614

Age:	5 to 12
Play Events:	23
Kid Capacity:	62
Use Zone:	62' x 45' (18.9 x 13.7m)
ASTM F1487:	✓
CAN/CSA-Z614:	✓
CPSC Pub.325:	✓

Components:

- 1 PlayFort Rail Panel
- 2 PlayFort Bench Panel
- 3 Stepping Stone 1'
- 1 Slide Pole 7'
- 1 SpaceWalk 4'
- 1 Rockwall Climber 5'
- 1 Ring Climber 6'
- 1 Rudder Climber 5'
- 1 Cluster Climber
- 1 Hemisphere Climber
- 1 Ridge Rock
- 5 Square Deck
- 2 Triangle Deck
- 1 Post Step Pad
- 1 Hourglass Link
- 4 B3 Turning Bar
- 1 Overhead Rotator
- 1 360° Overhead Ladder
- 1 Safety Railings (set of 2)
- 1 Open Rail
- 5 Pine Tree Post Topper
- 1 PlayFort Roof
- 1 Single Slide Plastic Hood
- 1 Wave Slide 4'
- 1 Open Starglide Slide Veer Right 5'
- 1 Open Starglide Slide Snake Left 7'
- 2 Accessible Step Deck 1'
- 1 Accessible Step Deck 2'
- 1 Accessible Step Deck 2' - Ground





Model # B306615

Age:	5 to 12
Play Events:	16
Kid Capacity:	37
Use Zone:	46' x 29' (14.0 x 8.8m)
ASTM F1487:	✓
CAN/CSA-Z614:	✓
CPSC Pub.325:	✓

Components:

- 1 Farm Animal Sound Panel
- 1 Corkscrew Climber 4'
- 1 SpaceWalk 4'
- 1 Rockwall Climber 6'
- 1 Ring Climber 4'
- 1 Cluster Climber
- 1 Ridge Rock 4'
- 1 Custom Racecar Ticket Booth
- 3 Custom Racing Flag Post Topper
- 1 Custom Speedway Roof
- 1 Custom Speedway Racecar Panel
- 5 Square Deck
- 1 Camelback Link
- 1 270° Loop Challenge
- 1 Open Rail
- 1 Single Slide Plastic Hood
- 1 Spiral Slide 6'
- 1 The Big Curve Twister Slide 5'
- 1 Deck Ladder 3'
- 1 Junior Sports Car





Model # B305264

Age:	5 to 12
Play Events:	35
Kid Capacity:	76
Use Zone:	63' x 42' (19.2 x 12.8m)
ADA / Annex H:	✓
ASTM F1487:	✓
CAN/CSA-Z614:	✓
CPSC Pub.325:	✓

Components:

- 1 Vertical Rail
- 1 Handi-Hold Climber 4'
- 2 Split Deck
- 2 Pine Tree Post Topper
- 1 PlayFort Roof
- 1 Single Slide Plastic Hood
- 1 Twister Slide 3'
- 1 Transfer Station 3'
- 1 Vertical Rail
- 1 Steel Countertop Panel
- 1 Rectangle Deck
- 1 Double Slide Plastic Hood
- 1 Double Scoop Slide 4'
- 1 Log Steppers (Large)
- 1 Log Steppers (Medium)
- 1 Log Steppers (Small)
- 1 Canoe Motion Toy
- 1 Stand Up Spinner (SUS)
- 1 JUMP! Panel
- 1 90° Floating Pods
- 1 Stepping Stone 6"
- 2 Stepping Stone 12"
- 1 Rockwall Climber 6'
- 1 Sunshine Climber
- 1 Ring Climber 5'
- 1 Ridge Rock
- 3 Square Deck
- 2 Split Deck
- 1 Mineshaft Link 3'
- 1 90° Loop Challenge
- 1 Overhead Rotator
- 1 Grab Bar
- 4 Pine Tree Post Topper
- 1 PlayFort Roof
- 1 Single Slide Plastic Hood
- 1 Wave Slide 4'
- 1 Deck Ladder 6'
- 1 Transfer Station 4'
- 1 Vertical Rail
- 1 Rectangle Deck
- 1 Starglide Slide Veer Left 6'





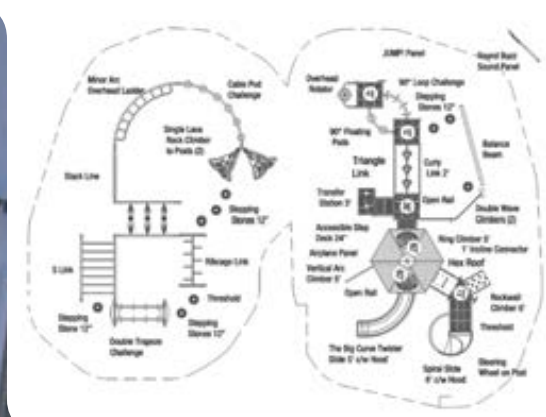
Model # B306616

Age:	5 to 12
Play Events:	38
Kid Capacity:	86
Use Zone:	62' x 47' (18.9 x 14.3m)
ASTM F1487:	✓
CAN/CSA-Z614:	✓
CPSC Pub.325:	✓

Components:

- 6 Stepping Stone 12'
- 3 Stepping Stone 12'
- 3 Square Deck
- 2 Threshold
- 2 Single Lava Rock Climber to Post
- 2 Open Rail
- 2 Launch Pad
- 2 Half Hex Deck
- 2 Double Wave Climber
- 1 Vertical Arc Climber 5'
- 1 Triangle Link
- 1 Triangle Deck
- 1 Transfer Station 3'
- 1 The Big Curve Twister Slide 5'
- 1 Steering Wheel on Post
- 1 Spiral Slide 6'
- 1 Slack Line
- 1 Single Slide Plastic Hood
- 1 S Link
- 1 Round Buzz Sound Panel
- 1 Rockwall Climber 6'
- 1 Ring Climber 5'
- 1 Ribcage Link
- 1 Overhead Rotator
- 1 Minor Arc Overhead Ladder
- 1 JUMP! Panel
- 1 Hex Roof
- 1 Double Trapeze Challenge
- 1 Curly Link 2'
- 1 Cable Pod Challenge
- 1 Balance Beam
- 1 Airplane Panel
- 1 Accessible Step Deck 2'
- 1 90° Loop Challenge
- 1 90° Floating Pods
- 1 1' Incline Connector





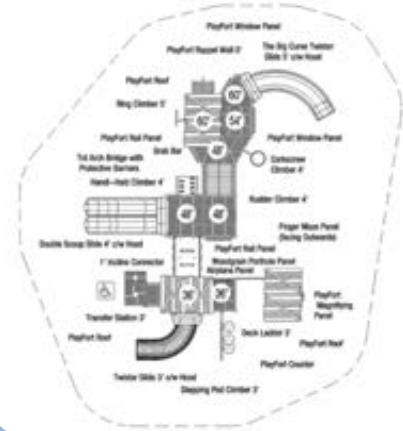
Model # B304298

Age:	5 to 12
Play Events:	22
Kid Capacity:	50
Use Zone:	40' x 36' (12.2 x 11.0m)
ADA / Annex H:	✓
ASTM F1487:	✓
CAN/CSA-Z614:	✓
CPSC Pub.325:	✓

Components:

- 1 Airplane Panel
- 1 Finger Maze Panel
- 1 Woodgrain Porthole Panel
- 2 PlayFort Rail Panel
- 1 PlayFort Magnifying Panel
- 2 PlayFort Window Panel
- 1 PlayFort Counter
- 1 Tot Arch Bridge
- 1 1' Incline Connector
- 1 Corkscrew Climber 4'
- 1 Handi-Hold Climber 4'
- 1 Stepping Pod Climber 3'
- 1 Ring Climber 5'
- 1 PlayFort Rappel Wall 5'
- 4 Square Deck
- 1 Triangle Deck
- 1 Half Hex Deck
- 1 Grab Bar
- 3 PlayFort Roof
- 2 Single Slide Plastic Hood
- 1 Twister Slide 3'
- 1 The Big Curve Twister Slide 5'
- 1 Deck Ladder 3'
- 1 Transfer Station 3'
- 1 Rudder Climber 4'
- 2 Rectangle Deck
- 1 Double Slide Plastic Hood
- 1 Double Scoop Slide 4'





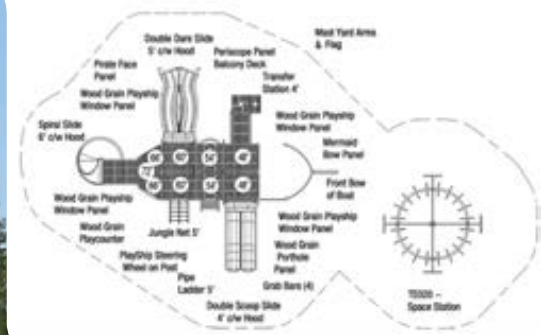
Model # B306617

Age:	5 to 12
Play Events:	26
Kid Capacity:	51
Use Zone:	59' x 36' (18.0 x 11.0m)
ADA / Annex H:	✓
ASTM F1487:	✓
CAN/CSA-Z614:	✓
CPSC Pub.325:	✓

Components:

- 1 Space Station
- 1 Periscope Panel
- 1 Pirate Face Panel
- 1 Woodgrain Porthole Panel
- 4 Woodgrain Window Panel
- 1 Woodgrain Playcounter
- 1 Pipe Ladder 5'
- 1 Front Bow of Boat
- 1 Mast Yard Arms & Flag
- 1 Non-Skid Balcony Deck
- 2 Square Deck
- 3 Triangle Deck
- 4 Grab Bar
- 1 Mermaid Bow Front
- 1 PlayShip Steering Wheel on Post
- 1 Spiral Slide 6'
- 1 Jungle Net 5'
- 4 Rectangle Deck
- 2 Double Slide Plastic Hood
- 1 Double Scoop Slide 4'
- 1 Double Dare Slide 5'
- 1 Transfer Station 4'





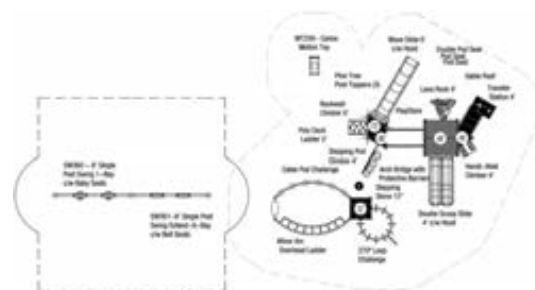
Model # B306618

Age:	2 to 5 & 5 to 12
Play Events:	23
Kid Capacity:	49
Use Zone:	42' x 77' (12.8 x 23.5m)
ASTM F1487:	✓
CAN/CSA-Z614:	✓
CPSC Pub.325:	✓

Components:

- 1 Canoe Motion Toy
- 8 3" Swing Bearing
- 2 Slash-Proof Baby Seat
- 2 Slash-Proof Belt Seat
- 1 8' Single Post Swing 1-Bay
- 1 8' Single Post Swing Extension
- 1 PlayStore
- 1 Stepping Stone 12"
- 1 Cable Pod Challenge
- 1 Arch Bridge
- 1 Handi-Hold Climber 4'
- 1 Stepping Pod Climber 4'
- 1 Rockwall Climber 6'
- 1 Square Deck
- 3 Triangle Deck
- 1 Launch Pad
- 1 270° Loop Challenge
- 1 Minor Arc Overhead Ladder
- 3 Pine Tree Post Topper
- 1 Double Pod Seat
- 2 Pod Seat
- 1 Single Slide Plastic Hood
- 1 Wave Slide 6'
- 1 Transfer Station 4'
- 1 Poly Deck Ladder 2'
- 1 Lava Rock 4'
- 1 Rectangle Deck
- 1 Cable Roof
- 1 Double Slide Plastic Hood
- 1 Double Scoop Slide 4'





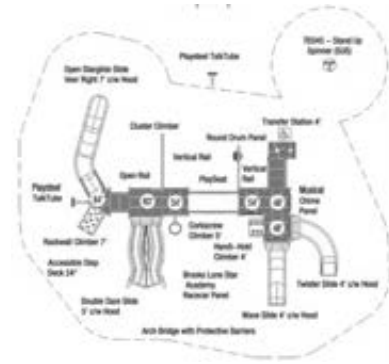
Model # B306619

Age:	5 to 12
Play Events:	17
Kid Capacity:	46
Use Zone:	44' x 43' (13.4 x 13.1m)
ADA / Annex H:	✓
ASTM F1487:	✓
CAN/CSA-Z614:	✓
CPSC Pub.325:	✓

Components:

- 4 Square Deck
- 2 Vertical Rail
- 2 Single Slide Plastic Hood
- 2 Playsteel TalkTube
- 1 Wave Slide 4'
- 1 Twister Slide 4'
- 1 Triangle Deck
- 1 Transfer Station 4'
- 1 Stand Up Spinner
- 1 Round Drum Panel
- 1 Rockwall Climber 7'
- 1 Rectangle Deck
- 1 PlaySeat
- 1 Open Starglide Slide Veer Right 7'
- 1 Open Rail
- 1 Musical Chime Panel
- 1 Handi-Hold Climber 4'
- 1 Double Slide Plastic Hood
- 1 Double Dare Slide 5'
- 1 Corkscrew Climber 5'
- 1 Cluster Climber
- 1 Custom Racecar Panel
- 1 Arch Bridge
- 1 Accessible Step Deck 2'





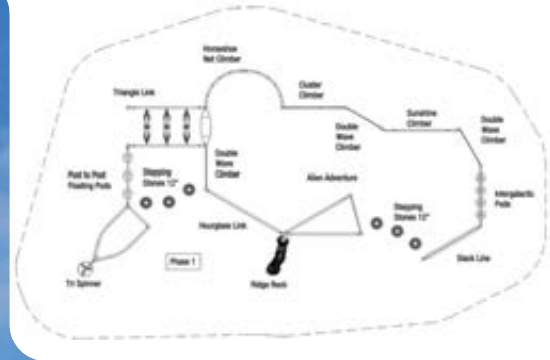
Model # B306620

Age:	5 to 12
Play Events:	21
Kid Capacity:	46
Use Zone:	54' x 34' (16.5 x 10.4m)
ADA / Annex H:	✓
ASTM F1487:	✓
CAN/CSA-Z614:	✓
CPSC Pub.325:	✓

Components:

- 1 Post to Post Floating Pods
- 3 Stepping Stone 12'
- 1 Double Wave Climber
- 1 Horseshoe Net Climber
- 1 Ridge Rock
- 1 Hourglass Link
- 1 Tri Spinner
- 1 Launch Pad
- 1 Triangle Link
- 3 Stepping Stone 1'
- 1 Slack Line
- 1 Intergalactic Pods
- 1 Sunshine Climber
- 2 Double Wave Climber
- 1 Cluster Climber
- 1 Alien Adventure





Model # B305257

Age:	5 to 12 (sen) 2 to 5 (jun)
Play Events:	37
Kid Capacity:	121
Use Zone:	77' x 43' (23.5 x 13.1m)
ADA / Annex H:	✓
ASTM F1487:	✓
CAN/CSA-Z614:	✓
CPSC Pub.325:	✓

Components:

- 1 PlayFort Rail Panel
- 1 PlayFort Magnifying Panel
- 1 PlayFort Window Panel
- 1 PlayFort Counter
- 1 Handi-Hold Climber 3'
- 1 SpaceWalk 3'
- 1 Square Deck
- 2 Triangle Deck
- 1 PlayFort Roof
- 1 Single Slide Plastic Hood
- 1 Twister Slide 3'
- 1 Transfer Station 3'
- 2 Playsteel TalkTube (1 only)
- 1 Musical Chime Panel
- 1 Drum Panel
- 1 Periscope Panel
- 2 Pirate Face Panel
- 1 Woodgrain Porthole Panel
- 4 Woodgrain Window Panel
- 1 Woodgrain Playcounter
- 1 Cable Pod Challenge
- 1 Pipe Ladder 5'
- 1 Tidal Wave
- 1 Front Bow of Boat
- 2 Single Lava Rock Climber to Post
- 1 Non-Skid Balcony Deck
- 4 Square Deck
- 4 Triangle Deck
- 1 Minor Arc Overhead Ladder
- 2 Grab Bar
- 1 Mermaid Bow Front
- 1 Mast Yard Arms & Pirate Flag
- 1 PlayShip Steering Wheel on Post
- 1 Spiral Slide 6'
- 1 Deck Ladder 3'
- 1 Transfer Station 4'
- 1 Jungle Net 5'
- 2 Rectangle Deck
- 1 Tri Spinner
- 1 Double Slide Plastic Hood
- 1 Double Dare Slide 5'

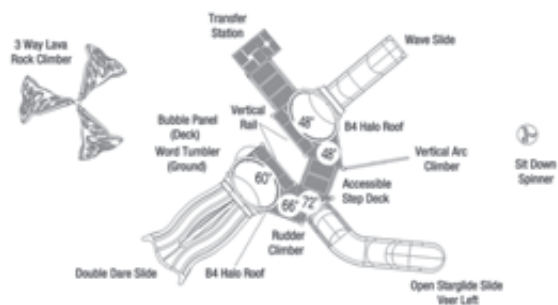






Model # B305267

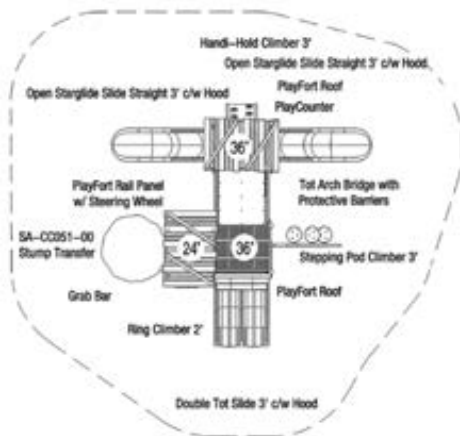
Age:	5 to 12
Play Events:	12
Kid Capacity:	36
Use Zone:	32' x 59' (9.8 x 18m)
ADA / Annex H:	✓
ASTM F1487:	✓
CAN/CSA-Z614:	✓
CPSC Pub.325:	✓





Model # B306622

Age:	2 to 5
Play Events:	21
Kid Capacity:	25
Use Zone:	29' x 30' (8.8 x 9.1m)
ASTM F1487:	✓
CAN/CSA-Z614:	✓
CPSC Pub.325:	✓







PlaySteel MAX

Maximum Play
Maximum Fun





PlaySteel MAX

You can't go wrong with PlaySteel MAX. It's our premier playground line that features all the durability, product selection, size, and accessibility you'll need. Maximize your play environment with PlaySteel MAX today.




Rust Protection

Henderson uses only premium quality galvanized steel, which offers superior rust protection. After welding we in-line zinc powder coat all welded areas and cut ends to offer you the best in anti-rust protection. Our process is superior to base coat or primer coats systems which are merely just another coat of paint.

Designed by Experts

Kids are our number one priority and our sales staff and representatives are trained to help you find the best play environment to suit your needs for them. Need wheelchair accessibility or a playground to fit a particular site? Want to customize your playground? Just talk to our representatives to get the ball rolling.



Bolt-N- Go Technology

1. 304 alloy stainless steel tamper-resistant TORX® head bolts provide superior vandal resistance
2. Microspheres® thread-coating keeps bolts tight
3. Bolt-N-Go uprights arrive pre-threaded and ready to receive components
4. PlaySteel MAX uprights are 5" O.D. x 11 gauge galvanized steel for superior strength and durability
5. Durable cast-aluminum post caps

Model # B503390

Age:	5 to 12
Play Events:	27
Kid Capacity:	76
Use Zone:	51' x 49' (15.4 x 14.9m)
ADA / Annex H:	✓
ASTM F1487:	✓
CAN/CSA-Z614:	✓
CPSC Pub.325:	✓

Components:

- 6 Vertical Rail
- 6 Square Deck
- 5 Half Hex Deck
- 4 Stepping Stone 12"
- 2 B5 Octagon Roof
- 1 Triangle Deck
- 1 Transfer Station 5'
- 1 Tot Arch Bridge
- 1 Threshold
- 1 Starglide Slide Veer Left 7'
- 1 Starglide Slide Turn Left 7'
- 1 Starglide Slide Snake Right 7'
- 1 Spiral Slide 6'
- 1 SpaceWalk 7'
- 1 Slide Pole 7'
- 1 Safety Railings
- 1 Rockwall Climber 7'
- 1 PlaySeat
- 1 PlayBench Panel
- 1 Periscope Panel
- 1 Non-Skid Balcony Deck
- 1 Musical Chime Panel
- 1 Mineshaft 7'
- 1 Meteor Shower 5'
- 1 Maze Wheel on Post
- 1 Gear Panel
- 1 Funnel Net 7'
- 1 Drum Panel
- 1 Deck Ladder 6'
- 1 Crunch Bar
- 1 Airplane Panel
- 1 Accessible Trapeze Beam
- 1 Accessible Step Up 12"
- 1 Accessible Step Deck 24"





Model # B502794

Age:	5 to 12
Play Events:	46
Kid Capacity:	110
Use Zone:	72' x 43' (22 x 13.1m)
ADA / Annex H:	✓
ASTM F1487:	✓
CAN/CSA-Z614:	✓
CPSC Pub.325:	✓

Components:

- 1 PlayShip Anchor Panel
- 1 PlayShip Helm Panel
- 1 Two Sided Woodgrain Window Panel
- 1 Jungle Net 3'
- 2 Square Deck
- 1 Mast Yard Arms & Pirate Flag
- 1 Double Slide Plastic Hood
- 1 Double Tot Slide 3'
- 1 Transfer Station 3'
- 1 PlayShip Bow
- 1 Octopus Motion Toy
- 1 Stand Up Spinner (SUS)
- 1 Mirror Panel
- 2 Vertical Rail
- 1 Periscope Panel
- 2 PlayBench Panel
- 1 Gadget Panel
- 1 Mini Airplane Panel
- 1 Maze Wheel on Vertical Rail Panel
- 1 Treasure Hunt
- 1 PlayFort Magnifying Panel
- 3 PlayFort Window Panel
- 1 Stepping Stone 1'
- 1 Stepping Stone 18"
- 2 Wheelchair Ramp With Guardrails
- 1 Palm Leaf Climber 5'
- 5 Square Deck
- 1 Triangle Deck
- 4 Half Hex Deck
- 1 Accessible Trapeze Beam
- 1 Crunch Bar
- 1 Wishbone Overhead
- 1 Safety Railings (set of 2)
- 2 Wheelchair Barrier
- 1 Threshold
- 1 Leaf Canopy
- 1 Single Slide Plastic Hood
- 1 Double Slide Plastic Hood
- 1 Double Dare Slide 5'
- 1 Wave Slide 4'
- 1 Accessible Step Deck 1'
- 1 Accessible Step Deck 2'
- 1 Transfer Station 2'
- 2 Plastic Hex Roof - Leaf





Model # B502798

Age: 5 to 12
 Play Events: 24
 Kid Capacity: 84
 Use Zone: 49' x 43' (14.9 x 13.1m)
 ADA / Annex H: ✓
 ASTM F1487: ✓
 CAN/CSA-Z614: ✓
 CPSC Pub.325: ✓

Components:

- 1 Steering Wheel Panel
- 3 Vertical Rail
- 1 X&O Panel
- 1 Musical Chime Panel
- 1 PlayStore
- 1 Drum Panel
- 1 Wheelchair Ramp
- 1 Cobra Climber 5'
- 1 Handi-Hold Climber 3'
- 1 Transporter 5'
- 1 SpaceWalk 5'
- 4 Square Deck
- 6 Triangle Deck
- 1 Launch Pad
- 3 Half Hex Deck
- 1 Trapeze Challenge
- 1 Triangle Rung Overhead
- 1 Crunch Bar
- 1 Tri Spinner
- 1 Safety Railings (set of 2)
- 2 Threshold
- 1 Grab Bar
- 1 Open Rail
- 2 Playsteel TalkTube
- 1 Single Slide Plastic Hood
- 1 Spiral Slide 6'
- 1 Twister Slide 3'
- 1 Starglide Slide Veer Right 5'
- 1 Transfer Station 3'
- 2 Poly Deck Ladder 2'




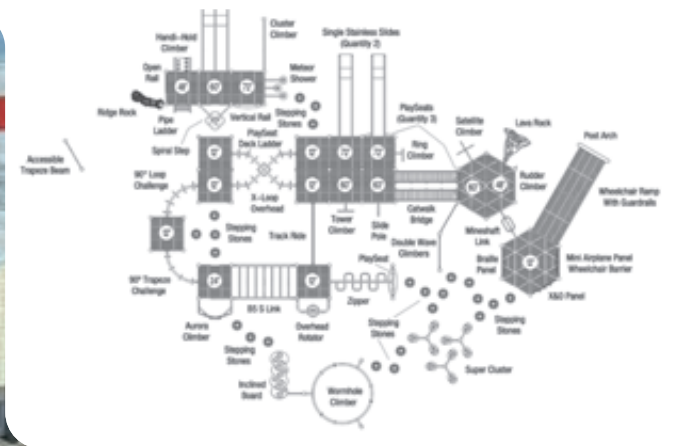
Model # B502795

Age: 5 to 12
 Play Events: 65
 Kid Capacity: 176
 Use Zone: 65' x 80' (19.8 x 24.4m)
 ASTM F1487: ✓
 CAN/CSA-Z614: ✓
 CPSC Pub.325: ✓

Components:

- 1 Arch Post Top
- 4 PlaySeat
- 1 Double Stainless Slide 5'
- 2 Single Stainless Slide 6'
- 1 Deck Ladder 4'
- 1 Deck Ladder 5'
- 1 Spiral Step 5'
- 1 Super Cluster
- 1 Vertical Rail
- 1 X&O Panel
- 1 Braille Panel
- 1 Mini Airplane Panel
- 23 Stepping Stone 12"
- 1 Inclined Board
- 1 Catwalk Bridge
- 1 Wheelchair Ramp With Guardrails
- 1 Handi-Hold Climber 4'
- 1 Pipe Ladder 4'
- 1 Slide Pole 5'
- 1 Tower Climber 5'
- 1 Meteor Shower 6'
- 1 Satellite Climber 5'
- 1 Wormhole Climber
- 1 Ring Climber 6'
- 2 Double Wave Climber
- 1 Rudder Climber 4'
- 1 Cluster Climber
- 1 Aurora Climber
- 1 Ridge Rock 4'
- 1 Lava Rock 4'
- 14 Square Deck
- 1 Launch Pad
- 4 Half Hex Deck
- 1 Mineshaft Link 3'
- 1 B5 S Link
- 1 Track Ride
- 1 Zipper
- 1 90° Loop Challenge
- 1 Overhead Rotator
- 1 Accessible Trapeze Beam
- 1 90° Trapeze Challenge
- 1 X-Loop Overhead
- 3 Safety Railings (set of 2)
- 1 Wheelchair Barrier
- 2 Grab Bar
- 3 Open Rail




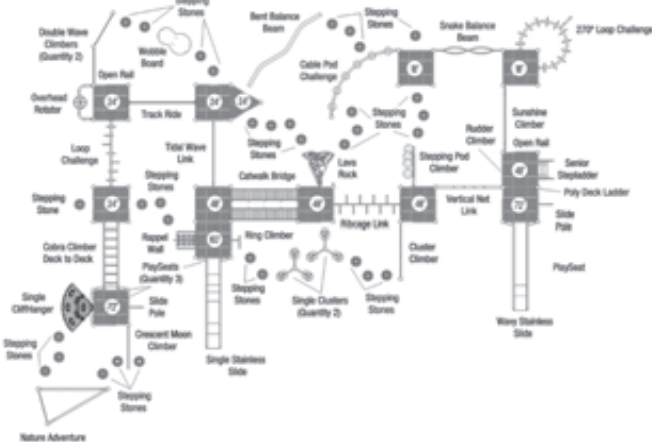


Model # B502806

Age:	5 to 12
Play Events:	72
Kid Capacity:	170
Use Zone:	65' x 60' (19.8 x 18.3m)
ASTM F1487:	✓
CAN/CSA-Z614:	✓
CPSC Pub.325:	✓

Components:

- 31 Stepping Stone 12"
- 12 Square Deck
- 7 Open Rail
- 5 Safety Railings (set of 2)
- 4 PlaySeat
- 3 Grab Bar
- 2 Stepping Stone 18"
- 2 Slide Pole 6'
- 2 Single Cluster
- 2 Double Wave Climber
- 1 Wobble Board
- 1 Wavy Stainless Slide 5'
- 1 Vertical Rail
- 1 Vertical Net Link 4' to 6'
- 1 Triangle Deck
- 1 Track Ride
- 1 Tidal Wave Link
- 1 Sunshine Climber
- 1 Stepping Pod Climber 4'
- 1 Snake Balance Beam
- 1 Single Stainless Slide 6'
- 1 Single CliffHanger 6'
- 1 Senior Stepladder 4'
- 1 Rudder Climber 4'
- 1 Ring Climber 5'
- 1 Ribcage Link
- 1 Rappel Wall 5'
- 1 Poly Deck Ladder 2'
- 1 Overhead Rotator
- 1 Nature Adventure
- 1 Loop Challenge
- 1 Lava Rock 4'
- 1 Crescent Moon Climber 6'
- 1 Cobra Climber 4' Deck to Deck
- 1 Cluster Climber
- 1 Catwalk Bridge
- 1 Cable Pod Challenge
- 1 Bent Balance Beam
- 1 270° Loop Challenge





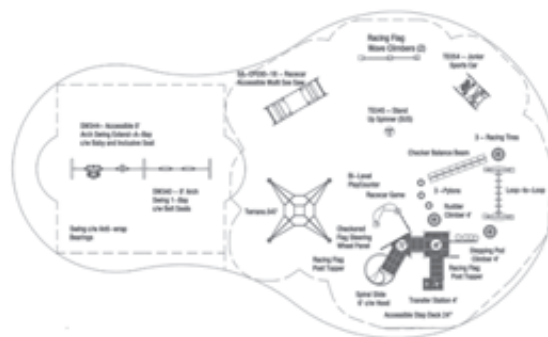
Model # B503391

Age:	5 to 12
Play Events:	27
Kid Capacity:	46
Use Zone:	85' x 51' (25.9 x 15.5m)
ADA / Annex H:	✓
ASTM F1487:	✓
CAN/CSA-Z614:	✓
CPSC Pub.325:	✓

Components:

- 1 Racing Flag Wave Wall
- 1 Racecar Accessible Multi-seesaw
- 1 Stand Up Spinner
- 1 Junior Sports Car
- 8 Anti-Wrap Swing Bearing
- 1 Slash-Proof Baby Seat
- 2 Slash-Proof Belt Seat
- 1 Inclusive Swing Seat
- 1 8' Arch Swing 1-Bay Ext.
- 1 Accessible 8' Arch Swing
- 1 Racecar Game
- 1 Stepping Pod Climber 4'
- 1 Rudder Climber 4'
- 1 Checkered Flag Steering Wheel
- 2 Racing Flag Post Topper
- 1 Square Deck
- 1 Triangle Deck
- 2 Launch Pad
- 1 Loop-to-Loop
- 1 Bi-Level PlayCounter
- 1 Spiral Slide 6'
- 1 Accessible Step Deck 2'
- 1 Transfer Station 4'
- 3 Pylons
- 3 Racing Tires
- 1 Checker Balance Beam
- 1 Terrano 547*



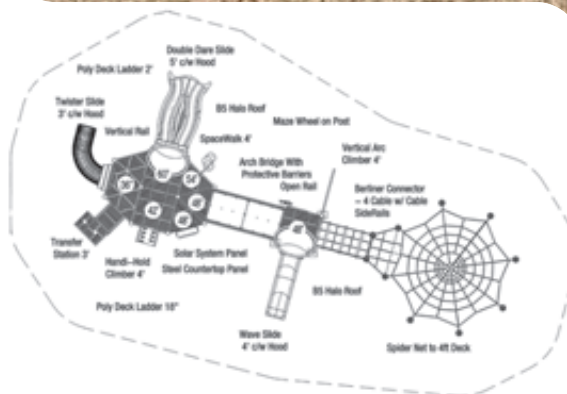


Model # B503392

Age: 5 to 12
 Play Events: 15
 Kid Capacity: 49
 Use Zone: 60' x 41' (18.3 x 12.5m)
 ADA / Annex H: ✓
 ASTM F1487: ✓
 CAN/CSA-Z614: ✓
 CPSC Pub.325: ✓

Components:

- 3 Triangle Deck
- 3 Square Deck
- 2 Single Slide Plastic Hood
- 1 Wave Slide 4'
- 1 Vertical Rail
- 1 Vertical Arc Climber 4'
- 1 Twister Slide 3'
- 1 Transfer Station 3'
- 1 Steel Countertop Panel
- 1 Spider Net to 4ft Deck*
- 1 SpaceWalk 4'
- 1 Solar System Panel
- 1 Poly Deck Ladder 2'
- 1 Poly Deck Ladder 18"
- 1 Open Rail
- 1 Maze Wheel on Post
- 1 Handi-Hold Climber 4'
- 1 Half Hex Deck
- 1 Double Slide Plastic Hood
- 1 Double Dare Slide 5'
- 2 B5 Halo Roof
- 1 Arch Bridge
- 1 Berliner Rope 4 Cable w/SideRails *





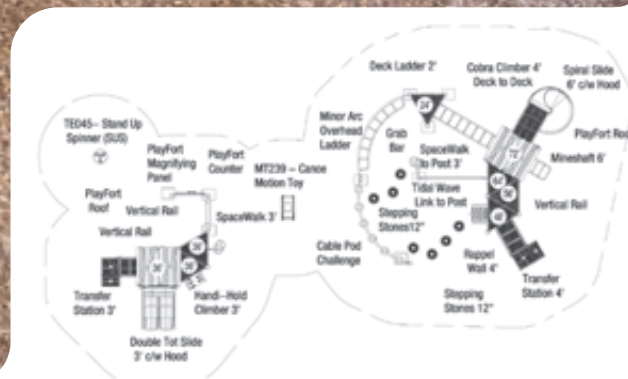
Model # B503412

Age:	2 to 5 & 5 to 12
Play Events:	25
Kid Capacity:	54
Use Zone:	78' x 90' (23.8 x 27.4m)
ADA / Annex H:	✓
ASTM F1487:	✓
CAN/CSA-Z614:	✓
CPSC Pub.325:	✓

Components:

- 7 Stepping Stone 12"
- 4 Triangle Deck
- 2 Vertical Rail
- 2 Triangle Deck
- 1 Vertical Rail
- 1 Transfer Station 4'
- 1 Transfer Station 3'
- 1 Tidal Wave Link to Post
- 1 Stand Up Spinner
- 2 Square Deck
- 1 Spiral Slide 6'
- 1 SpaceWalk to Post 3'
- 1 SpaceWalk 3'
- 1 Rappel Wall 4'
- 1 PlayFort Roof
- 1 PlayFort Magnifying Panel
- 1 PlayFort Counter
- 1 Minor Arc Overhead Ladder
- 1 Mineshaft 6'
- 1 Handi-Hold Climber 3'
- 1 Grab Bar
- 1 Double Tot Slide 3'
- 1 Double Slide Plastic Hood
- 1 Deck Ladder 2'
- 1 Cobra Climber 4' Deck to Deck
- 1 Canoe Motion Toy
- 1 Cable Pod Challenge





Model # B503394

Age:	2 to 5 & 5 to 12
Play Events:	41
Kid Capacity:	93
Use Zone:	102' x 69' (31.1 x 21.0m)
ADA / Annex H:	✓
ASTM F1487:	✓
CAN/CSA-Z614:	✓
CPSC Pub.325:	✓

Components:

- 1 PlayFort Magnifying Panel
- 1 Corkscrew Climber 3'
- 1 Bedrock Climber 3'
- 2 Square Deck
- 1 PlayFort Roof
- 1 Butterfly Post Topper
- 1 Twister Slide 3'
- 1 Double Tot Slide 3'
- 1 Transfer Station 3'
- 1 Steering Wheel
- 1 Canoe Motion Toy
- 1 JUMPI Panel
- 1 Launch Pad
- 1 Loop-to-Loop
- 1 Accessible Trapeze Beam
- 1 Paddle Power
- 1 B5 S Link
- 1 Steering Wheel Panel
- 2 PlayFort Panels
- 1 Steel Countertop Panel
- 1 Honey Bee Panel
- 1 Garden Fairy Game
- 1 Boogie Board
- 1 1' Incline Connector
- 1 Wheelchair Ramp
- 1 SpaceWalk 6'
- 1 Rockwall Climber 6'
- 1 Rudder Climber 5'
- 1 Ridge Rock 4'
- 5 Square Deck
- 3 Triangle Deck
- 1 Half Hex Deck
- 1 Overhead Ladder
- 1 Crunch Bar
- 2 Pine Tree Post Topper
- 2 PlayFort Roof
- 2 Playsteel TalkTube
- 1 Spiral Slide 6'
- 1 Double Dare Slide 5'
- 1 Wave Slide 4'
- 1 Accessible Step Deck 2'
- 1 Accessible Step Up 1'
- 12 Anti-Wrap Swing Bearing
- 2 Slash-Proof Baby Seat
- 3 Slash-Proof Belt Seat
- 1 Accessible Seat
- 1 8' Arch Swing 1-Bay & Extend-A-Bay
- 1 Accessible 8' Arch Swing
- 1 Spinner Bowl





Model # B503395

Age:	5 to 12
Play Events:	25
Kid Capacity:	53
Use Zone:	56' x 49' (17.1 x 14.9m)
ADA / Annex H:	✓
ASTM F1487:	✓
CAN/CSA-Z614:	✓
CPSC Pub.325:	✓

Components:

- 1 Doug Wright Motion Toy
- 2 Sit Down Spinner
- 1 PlayStore
- 1 90° Floating Pods
- 1 1' Incline Connector
- 1 Rappel Wall 6'
- 1 Satellite Climber 4'
- 1 Rockwall Climber 5'
- 3 Square Deck
- 2 Split Deck
- 1 Triangle Deck
- 1 Launch Pad
- 1 Mineshaft Link 3'
- 1 Cosmic Ray
- 1 Starglide Slide Straight 4'
- 1 Starglide Slide Veer Right 7'
- 1 Deck Ladder 4'
- 1 Transfer Station 4'
- 1 Poly Deck Ladder 3'
- 3 Prime Arch
- 1 Mini Orbis Arch W/ Launch Pad
- 1 Vulcan Climber
- 1 Spacetime Curvature
- 1 Syzygy Climber
- 13 Antigravity Clamp
- 5 Aphelion Clamp
- 2 Bridge Clamp
- 2 Microgravity Spinner 4
- 1 Triangulates
- 1 Terra Stepping Pad
- 1 Custom Doug Wright Maze Panel
- 1 Custom Doug Wright Logo Panel



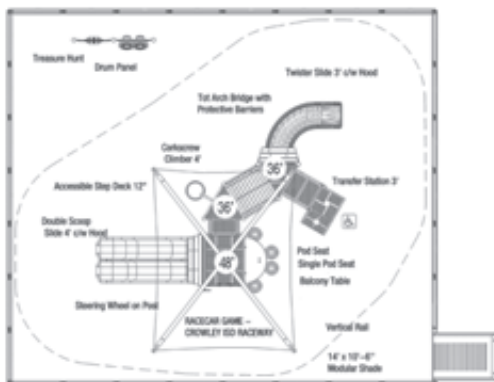






Model # B306604

Age: 2 to 5
 Play Events: 12
 Kid Capacity: 31
 Use Zone: 33' x 29' (10.0 x 8.8m)
 ADA / Annex H: ✓
 ASTM F1487: ✓
 CAN/CSA-Z614: ✓
 CPSC Pub.325: ✓

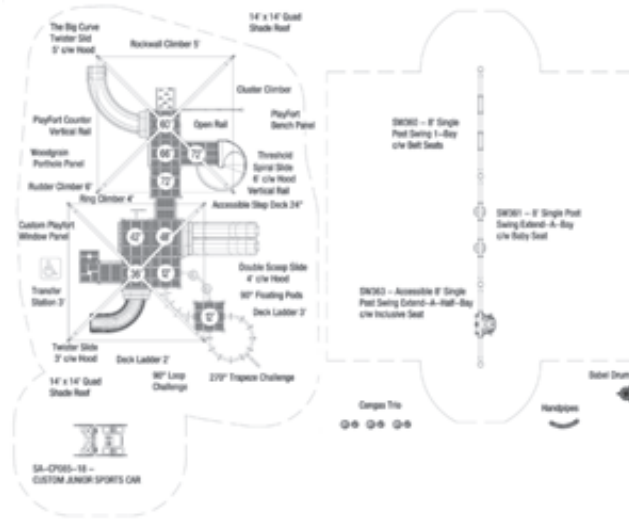


Model # B306605

Age: 5 to 12
 Play Events: 30
 Kid Capacity: 55
 Use Zone: 65' x 54' (19.8 x 16.5m)
 ADA / Annex H: ✓
 ASTM F1487: ✓
 CAN/CSA-Z614: ✓
 CPSC Pub.325: ✓

Components:

- 6 Square Deck
- 2 Vertical Rail
- 2 Slash-Proof Belt Seat
- 2 Slash-Proof Baby Seat
- 2 Single Slide Plastic Hood
- 2 Rectangle Deck
- 1 Woodgrain Porthole Panel
- 1 Twister Slide 3'
- 1 Transfer Station 3'
- 1 The Big Curve Twister Slide 5'
- 1 Spiral Slide 6'
- 1 Rudder Climber 6'
- 1 Rockwall Climber 5'
- 1 Ring Climber 4'
- 1 PlayFort Counter
- 1 PlayFort Bench Panel
- 1 Open Rail
- 1 Inclusive Swing Seat
- 1 Double Slide Plastic Hood
- 1 Double Scoop Slide 4'
- 1 Deck Ladder 3'
- 1 Deck Ladder 2'
- 1 Custom PlayFort Window Panel
- 1 Custom Junior Sports Car
- 1 Cluster Climber
- 1 Accessible Step Deck 24"
- 1 90° Loop Challenge
- 1 90° Floating Pods
- 1 Accessible 8' Single Post Swing
- 1 8' Single Post Swing
- 1 8' Single Post Swing 1-Bay
- 1 270° Trapeze Challenge
- 2 12' x 12' Quad Shade Roofs
- 1 Congas Trio
- 1 Babel Drum
- 1 Handpipes





Model # B306606

Age:	5 to 12
Play Events:	27
Kid Capacity:	62
Use Zone:	52' x 39' (15.8 x 11.9m)
ADA / Annex H:	✓
ASTM F1487:	✓
CAN/CSA-Z614:	✓
CPSC Pub.325:	✓

Components:

- 2 14' Square Quad Sail Modular
- 1 Racecar Panel
- 1 PlayShip Porthole Panel
- 1 Vertical Rail
- 1 Word Tumbler
- 4 Stepping Stone 12"
- 2 Arch Bridge
- 1 Slide Pole 6'
- 1 Rockwall Climber 4'
- 1 Crescent Moon Climber 6'
- 1 Rudder Climber 6'
- 1 Cluster Climber
- 1 Ridge Rock 4'
- 1 Funnel Net 6'
- 5 Square Deck
- 2 Triangle Deck
- 1 Launch Pad
- 1 Half Hex Deck
- 1 Triangle Rung Overhead
- 2 Open Rail
- 1 PlaySeat
- 1 Single Pod Seat
- 1 Pod Seat
- 1 Maze Wheel on Post
- 2 Single Slide Plastic Hood
- 2 Twister Slide 4'
- 2 Open Starglide Slide Veer Left 6'
- 1 Accessible Step Deck 2'
- 1 Accessible Step Deck 4'
- 1 Transfer Station 2'





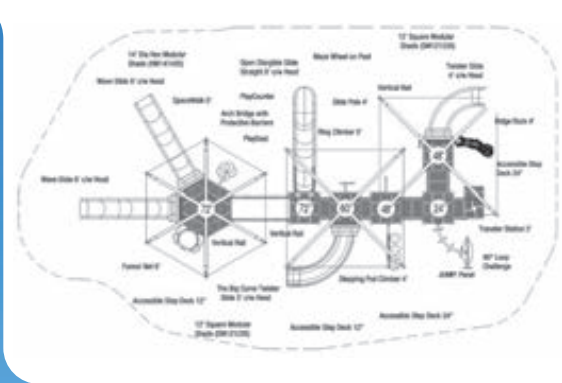
Model # B306607

Age:	5 to 12
Play Events:	18
Kid Capacity:	57
Use Zone:	56' x 34' (17.1 x 10.4m)
ADA / Annex H:	✓
ASTM F1487:	✓
CAN/CSA-Z614:	✓
CPSC Pub.325:	✓

Components:

- 2 12' Square Modular Shade
- 1 14' Dia Hex Modular Shade
- 3 Vertical Rail
- 1 JUMP! Panel
- 1 Arch Bridge
- 1 Slide Pole 4'
- 1 Stepping Pod Climber 4'
- 1 SpaceWalk 6'
- 1 Ring Climber 5'
- 1 Ridge Rock 4'
- 1 Funnel Net 6'
- 5 Square Deck
- 1 Launch Pad
- 2 Half Hex Deck
- 1 90° Loop Challenge
- 1 PlaySeat
- 1 PlayCounter
- 1 Maze Wheel on Post
- 4 Single Slide Plastic Hood
- 1 Twister Slide 4'
- 1 The Big Curve Twister Slide 5'
- 2 Wave Slide 6'
- 1 Open Starglide Slide Straight 6'
- 2 Accessible Step Deck 1'
- 2 Accessible Step Deck 2'
- 1 Transfer Station 2'

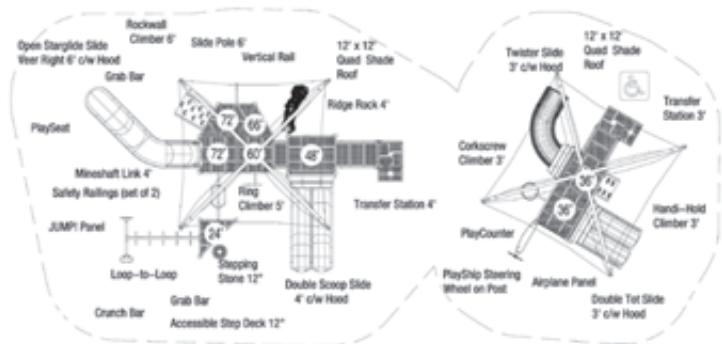






Model # B306608

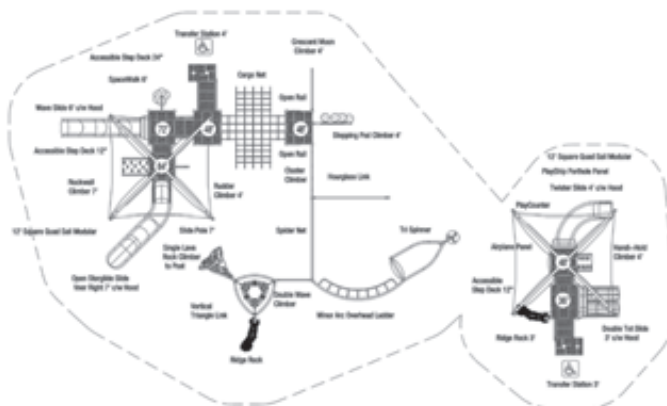
Age: 2 to 5 & 5 to 12
 Play Events: 22
 Kid Capacity: 55
 Use Zone: 59' x 28' (18.0 x 8.5m)
 ADA / Annex H: ✓
 ASTM F1487: ✓
 CAN/CSA-Z614: ✓
 CPSC Pub.325: ✓





Model # B306609

Age: 2 to 5 & 5 to 12
 Play Events: 27
 Kid Capacity: 72
 Use Zone: 80' x 48' (24.4 x 14.6m)
 ADA / Annex H: ✓
 ASTM F1487: ✓
 CAN/CSA-Z614: ✓
 CPSC Pub.325: ✓





Model # B306610

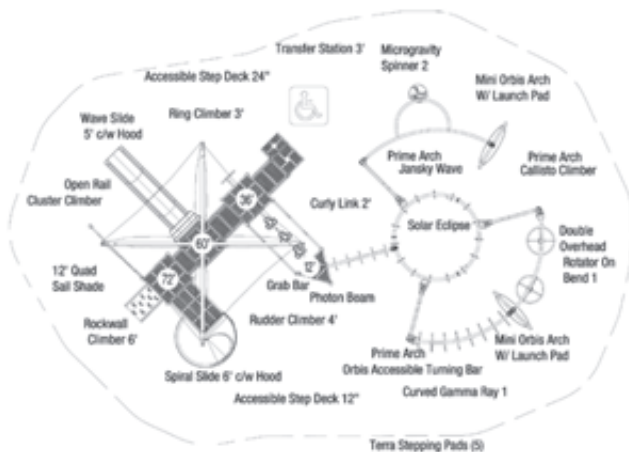
Age:	5 to 12
Play Events:	26
Kid Capacity:	57
Use Zone:	65' x 36' (19.8 x 11.0m)
ADA / Annex H:	✓
ASTM F1487:	✓
CAN/CSA-Z614:	✓
CPSC Pub.325:	✓





Model # B306611

Age:	5 to 12
Play Events:	18
Kid Capacity:	53
Use Zone:	68' x 53' (20.7 x 16.2m)
ADA / Annex H:	✓
ASTM F1487:	✓
CAN/CSA-Z614:	✓
CPSC Pub.325:	✓



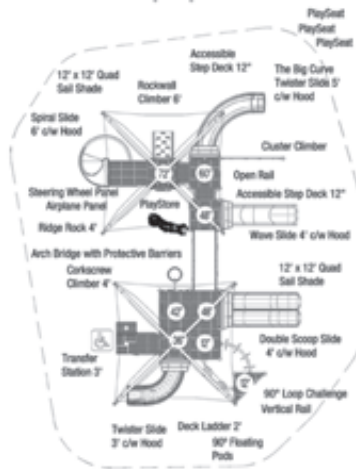
MIGHTY SHADES

Model # B306612

Age:	2 to 12
Play Events:	20
Kid Capacity:	63
Use Zone:	45' x 36' (13.7 x 11.0m)
ADA / Annex H:	✓
ASTM F1487:	✓
CAN/CSA-Z614:	✓
CPSC Pub.325:	✓

Components:

- 1 Airplane Panel
- 1 Vertical Rail
- 1 PlayStore
- 1 90° Floating Pods
- 1 Arch Bridge
- 1 Corkscrew Climber 4'
- 1 Rockwall Climber 6'
- 1 Cluster Climber
- 1 Ridge Rock 4'
- 1 Square Deck
- 1 Split Deck
- 1 90° Loop Challenge
- 1 Open Rail
- 3 PlaySeat
- 3 Single Slide Plastic Hood
- 1 Spiral Slide 6'
- 1 Twister Slide 3'
- 1 The Big Curve Twister Slide 5'
- 1 Wave Slide 4'
- 1 Deck Ladder 2'
- 2 Accessible Step Deck 1'
- 1 Transfer Station 3'
- 1 Steering Wheel Panel
- 2 Rectangle Deck
- 1 Double Slide Plastic Hood
- 1 Double Scoop Slide 4'







PlaySteel MAX & FIT Components



Challenging and Fun

Children learn to challenge not only their bodies but their minds as well. Traverse amazing climbers, cross difficult overheads, challenge friends on maze wheels or the boogie board. So many events and fun things to do, children will never realize they are expanding their minds and exercising their bodies.

Where Friends & Family Come Together

Playgrounds are where communities connect. It's the place to bring your friends or meet new ones. Lasting friendships are often built here. Who remembers those wonderful games of tag as a kid?



Social and Quiet Spaces

Lots of components provide quiet places to escape the hustle and bustle of the main playground. Other components are magnets for kids to gather like the playcounter shown here. Take a look at our component sections to see the play events you're interested in for your playground.

SLIDES



Starglide Slide Snake Left or Right

This snake-curved slide is popular with kids.
Deck Heights: 7,8ft (2.1,2.4m)



Starglide Slide Straight

A straight, but versatile slide.
Deck Heights: 3,4,5,6,7,8ft (0.9,1.2,1.5,1.8,2.1,2.4m)



Starglide Slide Turn Left or Right

The dramatic curve on this slide delivers the fun.
Deck Heights: 7,8ft (2.1,2.4m)



Bannister Rails

A classic is back. Bannister rails provide a challenging and fun slide type ride.
Deck Heights: 4ft (1.2m)



Starglide Slide Veer Left or Right

A versatile left- or right-veering slide.
Deck Heights: 5,6,7,8ft (1.5,1.8,2.1,2.4m)



Big Curve Slide

This right-curving poly slide adds an exciting twist to traditional playground design.
Deck Heights: 5ft (1.5m)



Double Stainless Slide

Double the fun with two durable stainless steel slides.
Deck Heights: 3,4,5ft (0.9,1.2,1.5m)



Wavy Stainless Slide

A durable stainless steel slide with a wavy slide bed.
Deck Heights: 5ft (1.5m)



Triple Starglide

A super cool triple slide that children can race down to the bottom.
Deck Heights: 5,6,7,8ft (1.5,1.8,2.1,2.4m)



Single Stainless Slide

A traditional straight slide with a durable stainless steel slide bed.
Deck Heights: 3,4,5,6ft (0.9,1.2,1.5,1.8m)



3ft Twister Slide

A small, right-turning poly slide, ideal for a preschool play structure.
Deck Heights: 3ft (0.9m)



4ft Twister Slide

A mid-size twister slide; suitable for all ages.
Deck Heights: 4ft (1.2m)

SLIDES



Spiral Slide

A spiral slide is always a playground favorite. This one-piece poly slide includes custom deck and rails.
Deck Heights: 6ft (1.8m)
Only Available: Red, Green, Blue, Yellow and Tan



Double Dare Slide

Two distinct rides in one fantastic slide.
Deck Heights: 5ft (1.5m)



Double Scoop Slide

Two slides in one are fun for playmates and encourage cooperative play.
Deck Heights: 4ft (1.2m)



Wave Slide

A rippled slide bed gives children a new and different sliding experience. Deck Heights: 4,5,6



Double Tot Slide

A gentle, two-tot poly slide. Side-by-side slides are great for encouraging cooperative play and friendly competition.
Deck Heights: 3ft (0.9m)



Single Slide 2ft

The perfect low level slide for the little adventurers.
Deck Heights: 2ft (0.6m)



SuperSlide Curved Right

Kids love the full-tube entrance combined with an open, curving slide bed.

Deck Heights: 4,5,6,7ft (1.2,1.5,1.8,2.1m)



SuperSlide Curved Left

An awesome slide with a fully enclosed entrance for safety.

Deck Heights: 4,5,6,7ft (1.2,1.5,1.8,2.1m)



SuperSlide Open

A full-tube entrance and an open slide bed add excitement to this sliding experience. Deck Heights: 4,5,6,7ft (1.2,1.5,1.8,2.1m)



SuperSlide Spiral

A thrilling, fully-enclosed poly spiral slide.

Deck Heights: 7,8ft (2.1,2.4m)



Triple Slide

Three different slides in one make this one a triple hit.

Deck Heights: 6ft (1.8m)

Only Available: Red, Green, Blue, Yellow and Tan

CLIMBERS



Horseshoe Net Climber

A wall of climbing excitement for multiple users. Two cable climbing nets provide a large climbing area. May be used freestanding or adjoining a play structure. Decks not required.



Ridge Rock Climber to Post

The Ridge Rock Climber can be attached to a post as a freestanding component or as climbing event on a composite structure.



Lava Rock Climber

The twisting flowing shape of the Lava Rock Climber provides an extra climbing challenge children will enjoy conquering.
Deck Heights: 4ft (1.2m)



Ridge Rock Climber

Our plastic Ridge Rock Climber offers a great rock climbing experience at a fraction of the cost of real concrete rock climbing events.
Deck Heights: 2,3,4ft (0.6,0.9,1.2m)



Intergalactic Pods

A wall of climbing fun with non-skid plastic climbing pods. This climber may be used freestanding or adjoining a play structure. Decks not required.



Lunar Climbing Wall (to Decks)

A crescent-shaped cable climbing wall, ideal for locations where many children play.
Deck Heights: 5ft (1.5m)



Transporter

A vertical steel climber with non-skid plastic climbing discs.

Deck Heights: 3,4,5,6,7ft (0.9,1.2,1.5,1.8,2.1m)



Spacewalk (to post)

This spiraling pod stair adds extra functionality to other climbing events.

Deck Heights: 3,4,5,6,7ft (0.9,1.2,1.5,1.8,2.1m)



Meteor Burst

Double non-skid pod climbing adventure.

Deck Heights: 3,4,5,6,7ft (0.9,1.2,1.5,1.8,2.1m)



Spacewalk

A spiraling steel climber with non-skid plastic steps. A gentle beginners' climber.

Deck Heights: 3,4,5,6,7ft (0.9,1.2,1.5,1.8,2.1m)



Double Wave Wall

Two vertical wave walls allow kids to climb this fun and challenging climber on either side.

Deck Heights: 4,5,6ft (1.2,1.5,1.8m)

Double Wave Wall x 2

A versatile and challenging climbing wall that children can traverse on both sides. A single Double Wave Wall includes only two panels. The above play event has two Double Wave Walls attached together.

CLIMBERS



Wormhole Climber

With so many options for use, it's no wonder children love this flexible cable climbing cylinder. Features three connection nodes for the attachment of arches and play components. Maintains open sight lines for ease of supervision.



Earth Climber

A large expansive net designed to provide ample room for multiple children to climb or just hang out. See all the climbers for PlaySteel MAX and FIT starting on page 76.



Spiral Ladder Climber

The Spiral Ladder Climber is a great way to connect different deck heights. Connect between two, three and four decks. Great climber for kids who love to play the game grounders and other games on play equipment.



Rudder Climber

HDPE plastic cut outs on a vertical steel climbing frame provides a rewarding but challenging climb to the top.
Deck Heights: 3,4,5,6,7ft (0.9,1.2,1.5,1.8,2.1m)



Rappel Wall

HDPE non-skid climbing surface with cleats and a cable rope for climbing up and rappelling down.
Deck Heights: 3,4,5,6,7ft (0.9,1.2,1.5,1.8,2.1m)



Mineshaft

An all-steel climber with evenly spaced rungs at front and back.
Deck Heights: 3,4,5,6,7ft (0.9,1.2,1.5,1.8,2.1m)



Up and Down Climber

Non skid plastic provides good traction for feet while the triangle shapes offer climbable hand gripping areas for children to conquer this play event.
Deck Heights: 4,5,6,7ft (1.2, 1.5, 1.8, 2.1m)



Lateral Climber

This challenging climber offer a side to side climbing motion to make it to the deck.
Deck Heights: 4,5,6,7ft (1.2, 1.5, 1.8, 2.1m)



Aurora Climber

Children can traverse from post to post on this elevated Aurora Climber. Climbers can tackle it from the inside or outside with enough space to weave in and out.



Stepping Pod Climber

A pod based climbing experience with support bars.
Deck Heights: 3,4ft (0.9, 1.2m)



Meteor Shower

This set of three climbers can be enjoyed in many different ways. Equipped with non-skid plastic climbing disks.
Deck Heights: 3,4,5,6,7ft (0.9, 1.2, 1.5, 1.8, 2.1m)



Lizard Climber

An all-steel climber with evenly spaced rungs both front and back.
Deck Heights: 3,4,5ft (0.9, 1.2, 1.5m)

CLIMBERS



Handi-Hold Climber

An HDPE non-skid climber with climbing cutouts.
Deck Heights: 3,4,5,6,7ft (0.9,1.2,1.5,1.8,2.1m)



Fredrock Climber

A roto-molded plastic climber offering a solid climbing surface.
Deck Heights: 4,5ft (1.2,1.5m)



Hill Top Climber

A gently sloped steel climber with shallow rungs for extra challenge.
Deck Heights: 2,3,4ft (0.6,0.9,1.2m)



Bubble Climber

Bursting with bubbles, this whimsical steel climber looks great on any playground.
Deck Heights: 3ft (0.9m)



Leaf Climber

A playful and challenging steel climber, ideal for thematic play spaces.
Deck Heights: 4,5ft (1.2,1.5m)



Rockwall Climber

An HDPE non-skid climbing surface with ergonomically designed climbing holds.
Deck Heights: 3,4,5,6,7ft (0.9,1.2,1.5,1.8,2.1m)



Tower Climber

A challenging ladder-style climber with alternating rungs.

Deck Heights: 3,4,5,6,7ft (0.9,1.2,1.5,1.8,2.1m)



PlayFort Rappel Wall

A fun PlayFort version of the classic rappel wall climber. Combine with other PlayFort products to create a playground that looks like kids made it.

Deck Heights: 5ft (1.5m)



Slide Pole

A classic steel play component for sliding and climbing.

Deck Heights: 3,4,5,6,7ft (0.9,1.2,1.5,1.8,2.1m)



Corkscrew Climber

Children enjoy this two-in-one steel climber and twirling slide ride.

Deck Heights: 3,4,5,6,7ft (0.9,1.2,1.5,1.8,2.1m)



Ring Climber

A series of metal rings provide a fun and exciting way to climb to different decks levels.

Deck Heights: 3,4,5,6,7ft (0.9,1.2,1.5,1.8,2.1m)



Satellite Climber

Alternating rectangular rungs distinguish this all-steel vertical climber.

Deck Heights: 3,4,5,6,7ft (0.9,1.2,1.5,1.8,2.1m)

CLIMBERS



Cluster Climber

The Cluster Climber provides a challenging climbing event with its various straight and curved bars.



Crescent Moon Climber

A vertical climbing arch that challenges the best climbers. A great addition to any playground. Made from HDPE non-skid plastic that adds extra traction for climbing and gripping.
Deck Heights- 4,5,6ft (1.2,1.5,1.8m)



Funnel Net Climber

A tower of vertical climbing fun. Children can enter the front of the climber at ground level and climb the interior of the Funnel Net Climber to access the top.
Deck Heights- 6ft (1.8m)



Sunshine Climber

A sunny steel climber for multiple users. For use freestanding or adjoining a play structure.



Vertical Arc Climber

A vertical ladder that will challenge advanced climbers as it arches towards the deck.
Deck Heights- 4,5,6ft (1.2,1.5,1.8m)



Jungle Net

A climbing net made from flexible cable.
Deck Heights: 3,4,5,6,7ft (0.9,1.2,1.5,1.8,2.1m)



Molecule Crescent Climber

Climb to the top of this chain reaction molecule climber. See all the climbers for PlaySteel MAX and FIT starting on page 76.



Hemisphere Climber

A challenging climbing event for children ages 5 to 12. The Hemisphere Climber can be traversed from both sides.
Deck Heights: 2, 3ft (0.6, 0.9m)



Cliff Hanger

A roto-molded plastic climber with a unique shape kids love. Includes numerous cutouts for ample climbing options.
Deck Heights: 6ft (1.8m)



Tidal Wave

Link deck to ground level or to a post with this challenging, multi-user climber.
Deck Heights: 4,5ft (1.2,1.5m)



Cobra Climber

This steel climber with deep rungs and side rails helps boost climbing confidence.
Deck Heights: 3,4,5,6,7ft (0.9,1.2,1.5,1.8,2.1m)



Vertical Triangle Link

The Vertical Triangle Link can be used between decks or as a freestanding climber on its own. It can be climbed up the side or through the center. It also make a great place for kids to hang out with friends as well.



Tidal Wave Link

Links two decks separated by a 2' variance.



Portal Link

Challenging deck-to-deck connector. Connects two decks separated by a 1' (305mm) variance.



Triangle Link

Children can challenge themselves to climb through or over the hanging triangle components.



Vertical Net Link

Connects two decks via a fun vertical climbing net.



Rib Cage Link

With alternating ribs, links two decks at the same height.



Twisty Link

Connects two decks at the same height.



"S" Link

An alternating climbing event that is most often used low to the ground.

Hourglass Link

A challenging vertical climbing event with moving components. A great way for children to develop their climbing skills in a fun way.



Plastic Log Steppers

A great low cost way to functionally link different play events on a composite playground or play equipment. Children enjoy hopping along the top of these log steppers.



Camelback Link

Links two decks separated by a 1' (305mm) variance.



Wavy Link

Connects two decks at the same height.



Slack Line

Heavy duty rope with a 6 inch diameter make for a fun and creative way to learn balance. Sit, stand and even rock on this slack line play event. Overhead top bar provided to assist balance.



Tidal Wave Link to Post

This link connects the tidal wave to a post instead of another deck making this link more of a climbing event.

Deck Heights: 2,3,4,5,6ft (0.6,0.9,1.2,1.5,1.8m)



Curly Link

HDPE disks with rings for traction provide a fun way to elevate children up two feet to the next level deck.



Leapfrog Link

Non-skid plastic lily pads on a serpentine rail. Links two 1' (305mm) decks. Also available freestanding.



Crooked Net

Versatile component connects deck-to-deck and ground-to-deck. Links two 4' (1219mm) or 5' (1524mm) decks.



Log Steppers

Log Steppers are an essential natural play element that children love to traverse. Use them as an access climber to playgrounds or freestanding. Dimensions available - 12', 24", 36" (0.3, 0.61, 0.91m) heights.



Alien Adventure Climber

A unique climber that kids can climb over, under or even sideways on this challenging new climbing component. Includes alien themed climbing panel inserts. Available in a Nature Theme Climber.



Cobra Link

All the fun of the climber for use between decks. Links two decks separated by a 4' (1219mm) variance.



Boogie Board

Heavy duty flexible rubber with a small side to side sway makes this Boogie Board an exciting but challenging component to stand up on. Or kids can just chill out on it and use it like a hammock.



Mineshaft Link

A space-saving deck-to-deck connector. Links two decks separated by a 3' (914mm) or 4' (1219mm) variance.



270° Loop Challenge

A smart way to add a large overhead activity to any play structure. Requires only one deck. May be used with 6' (152mm) through 2' (610mm) decks.



Triple Overhead Rotator

Ideal for busy playgrounds. Extensively tested for superior performance and durability. Available freestanding or for 6' (152mm) through 2' (610mm) decks.



Zipper

Staggered rungs add an extra overhead challenge. Available freestanding or for 6' (152mm) through 2' (610mm) decks.



Track Rides

Every child enjoys the thrill of a track ride. Available in a 12' (3658mm) and 8' (2438mm) long versions. Can be freestanding or used for 6' (152mm) through 2' (610mm) decks.



Loop Challenge

Staggered loops increase the challenge factor of this activity. Available freestanding or for 6' (152mm) through 2' (610mm) decks.



Double Overhead Rotator

A second moving wheel adds challenge. Extensively tested for superior performance and durability. Available freestanding or for 6' (152mm) through 2' (610mm) decks.



Snaky Trapeze Challenge

Swinging grips are suspended from a serpentine beam for extra challenge. Available freestanding or for 6" (152mm) through 2' (610mm) decks.



Rippled Zipper

Staggered rungs and a rippled rail for added challenge. Available freestanding or for 6" (152mm) through 2' (610mm) decks.



Loop-to-Loop

Stationary round loops are suspended from a straight beam. Available freestanding or for 6" (152mm) through 2' (610mm) decks.



270° Trapeze Challenge Overhead

Swinging trapeze rings on a 270° beam. Connects two sides of one deck. Available for 6" (152mm) through 2' (610mm) decks.



Snaky Loop Challenge-Left

A serpentine beam with stationary loops that curves to the left. Available freestanding or for 6" (152mm) through 2' (610mm) decks.



90° Loop Challenge

Stationary round loops are suspended from a curved beam. For 6" (152mm) through 2' (610mm) decks.

OVERHEADS



Trapeze Challenge

Swinging trapeze rings on a straight beam. Available freestanding or for 6' (152mm) through 2' (610mm) decks.



6ft Overhead Ladder

A traditional overhead ladder, ideal for mastering the art of brachiation. Available freestanding or for 6' (152mm) through 2' (610mm) decks.



90° Trapeze Challenge

Swinging trapeze rings on a curved beam make a perfect deck-to-deck connector. Available freestanding or for 6' (152mm) through 2' (610mm) decks.



Double Trapeze Challenge

Two rows of swinging trapeze rings are a challenging favorite. Available freestanding or for 6' (152mm) through 2' (610mm) decks.




X-Loop Overhead

A large, multi-user activity. Rings are suspended from crossing beams, making it a challenging overhead trek.



Twin Track Ride

Double the fun with two 8' (2438mm) long rides.



Shooting Star Overhead

Children can really challenge themselves with this extra-long overhead fitness track. Available freestanding or for 6' (152mm) through 2' (610mm) decks.



Overhead Rotator

The new playground favorite. Extensively tested for superior performance and durability. For 6' (152mm) through 2' (610mm) decks.



6ft Loop-to-Loop

Stationary round loops are suspended from a straight beam. This activity is available freestanding or for 6' (152mm) through 2' (610mm) decks.



Double Snake Rail

This unique overhead activity challenges children to play in a new way. Available freestanding or for 6" (152mm) through 2' (610mm) decks. Available as a single version.



Wavy Overhead Ladder

A classic overhead ladder with a challenging wave. Available freestanding or for 6" (152mm) through 2' (610mm) decks.



Loop Challenge

Staggered loops increase the challenge factor of this activity. Available freestanding or for 6" (152mm) through 2' (610mm) decks.



6ft Triangle Rung

A shorter space saving version of the Triangle Rung Climber designed for smaller spaces.



Half Moon Overhead

Stationary triangular grippers on a curved beam. An ideal deck connector. For 6" (152mm) through 2' (610mm) decks.



Spinner

Another version of the popular spinner. This one is capable of handling two children at a time.



Crunch Bar

A simple add-on that's big on fun and fitness. Attaches to any post, making the most of your playground.



Snaky Overhead Ladder

Snaky rails add extra challenge to this overhead ladder. Available freestanding or for 6" (152mm) through 2' (610mm) decks.



Hourglass Spinner

Definitely one of our most popular playground components. Kids absolutely love the Hourglass Spinner. Kids often work together and take turns to spin each other.



Wishbone Overhead

A cost effective yet challenging overhead that tapers to one post. Children need to plan ahead to master this overhead activity.



Overhead Ladder

A traditional overhead ladder, ideal for mastering the art of brachiation.



180° Loop Challenge

Stationary loops on a curved beam. An ideal deck connector. For 6" (152mm) through 2' (610mm) decks.



Triangle Rung Overhead

A row of triangular rungs on a straight beam. Available freestanding or for 6" (152mm) through 2' (610mm) decks.



360° Overhead Ladder

This is a challenging, extra-long overhead ladder. Children have plenty of room to challenge themselves on this activity. Available freestanding or for 6" (152mm) through 2' (610mm) decks.



12ft Overhead Ladder

An accessible 12ft (3.7m) long overhead ladder that can be lowered so children in wheelchairs can access the rungs.



Minor Arc Overhead Ladder

A fun curvy overhead traverse that arcs between two upright posts. Looks way cooler than traditional overhead climbers and the arc adds to the challenge.



Turning Bar

A simple activity that's big on fun and fitness. Various heights available. Available freestanding or adjoining a play structure.



Accessible Trapeze Beam

Moving grips challenge children of all abilities. Available freestanding or adjoining a play structure.



Paddle Power

Turning wheels are fun for children of all abilities. Available freestanding or adjoining a play structure.



Cable Pod Challenge

A popular balance activity to traverse on its own or between two decks. Also can be used in functionally linked layouts.



Snaky Floating Pods

Side-to-side stepping action develops balance. Links two decks at the same height. Also available freestanding or adjoining a play structure.



1ft Incline Floating Pods

Links two decks separated by a 1' (610mm) variance or links deck to ground.



Stepping Stones

A roto-molded plastic pod great to link together into a series of stepping stones. Available in 6", 12", 18", 24", 30" (0.15, 0.3, 0.46, 0.61, 0.76m) heights.



Wobble Board

A balance board with lots of space to test kids skills at balancing and coordination. Large enough for multiusers.



Snake Balance Beam

Two-in-one includes overhead activity and balance beam. Links two decks at the same height. Also available freestanding or adjoining a play structure.



Floating Pods

With swinging, non-skid plastic step stones. Links two decks at the same height. Also available freestanding.



Floating Pods (to Post)

Kids love movement and challenge, making this wiggly balance activity a proven winner.



90° Floating Pods

A curved version of our popular balance builder. Also available freestanding or adjoining a play structure.



Inclined Board

A fun and creative climbing and balancing board children can use to challenge their abilities.



Snaky Balance Beam

This fun and exciting Tippy Bridge is a fun way to improve a child's balance. Big enough to have more than one user, this cool component will definitely challenge one's balance.



Tippy Bridge

A balance bridge play event used to access playgrounds or freestanding. Great for improving balance and coordination. Large enough for multi-users.



Cargo Net Crossover

A two sided climbing net that can be accessed from the deck or the ground. Children can climb the net or traverse across it between the decks.
Only available off two 4ft (1.2m) decks.



90° Bend Bridge

Connects two decks at same height at 90° from each other. This bridge is a great way to add twists and turns on the playground. Combine with the 45° Crawl Tunnel for added fun.



45° Bend Bridge

Connects two decks at same height with a 45° bridge.



Catwalk Bridge

Connects two decks at same height with a narrow bridge crossing.



Wheelchair Ramp-Barriers

An accessible wheelchair ramp with a 1ft rise between two decks with barrier rails.



Wheelchair Ramp

An accessible wheelchair ramp with a 1ft rise between two decks with guardrails.



Flat Bridge

A wheelchair accessible bridge that connects two decks at same height.



Tot Arch Bridge

Connects two decks at same height with a gentle and fun arch children can traverse.



Arch Bridge

Connects two decks at same height with a long and gentle arch children can traverse.



Flubber Bridge

A wiggly, swaying, moving and dynamic bridge that connects two decks together.



Inclusive Buddy Buggy

Wheelchair accessible designed Buddy Buggy attaches to a deck to allow children to wheel up and pretend to drive away with friends.



1ft Incline Connector

Connects two decks separated by a 1ft elevation change.




Playfort Crawl Tunnel

Connects two decks at same height. Available in lengths 3ft to 6ft.



45° Crawl Tunnel

Connects two decks at the same height at a 45° angle.



3ft Crawl Tunnel

Connects two decks at same height. Available in lengths 3ft to 6ft.




2ft Rise Crawl Tunnel

Features a gentle 2' (610mm) rise to connect two decks. This large tube has an inside diameter of 30" (762mm). Also available in a 1' (305mm) version.



5ft Crawl Tunnel

Connects two decks at same height.



Underpass Crawl Tunnel

A crawl tunnel designed to use space underneath a playground deck.



Cupola Roof

A peaked roof design with a cupola on top.



Leaf Roof

A nature themed HDPE play roof, offering partial shade.




PlayFort Hex Roof

A distinct looking play roof with a child's playfort design.



Hex Leaf Roof

A nature themed HDPE play roof, offering partial shade.



Plastic Peaked Roof

A solid HDPE roof with shingle detailing. Double Peaked Roof also available.



The Big Roof

An extra-large roto-molded plastic roof with attractive shingle detailing. For a hex deck.



Playfort Roof

Our new Playfort roof is really popular with children. It may look like a bunch of kids built it but this one is really durable and is meant to last with a steel frame and recycled plastic boards.



Aluminum Square Roof

Aluminum Square roof with circle laser cut pattern.



Aluminum Octagon Roof

Perforated aluminum roof with durable powder-coat paint finish. Designed to fit over an octagon deck.



Gable Roof

A roto-molded plastic roof with plenty of architectural interest.



Aluminum Hex Roof

Perforated steel roof with durable powder-coat paint finish. For a hex deck.



Pyramid Roof

An attractive roto-molded plastic roof.



Halo Roof

The Halo roof adds a new modern design look to any playground.



Mushroom Roof

A fanciful HDPE roof. Requires only one full-length post.



Pine Tree Post Topper

Add a few pine tree post toppers to your nature inspired playground to enhance the natural look.



Butterfly Post Topper

Add a little flare to the tops of the posts to create a new look.



Stump Transfer

The Stump Transfer can be used as a climber, bench or ADA transfer point to a point on PlaySteel MAX or PlaySteel FIT.

Dimensions - 4'-5" long (1.3m), 4' wide (1.2m)
23" tall (0.6m)



Accessible Stair

A special needs access point for children and caregivers.

Available in 12", 24", 32" and 48" sizes.



Accessible Step Up

Accessible step up to allow access from ground to elevated play components.

Deck Heights- 1,2ft (0.3,0.6m)



Deck Ladder

For use at ground level or between decks.

Deck Heights- 3,4,5,6ft (0.9,1.2,1.5,1.8m)



Transfer Station

Short steps help kids get from a wheelchair to the play area.

Deck Heights- 2,3,4,5ft (0.6,0.9,1.2,1.5m)



Senior Stepladder

Non-skid plastic steps with side rails for stability.

Deck Heights- 3,4,5,6,7ft (0.9,1.2,1.5,1.8,2.1m)

For 5 to 12 ages groups only.



Hex Deck

PlaySteel MAX
PlaySteel FIT



Square Deck

PlaySteel MAX
PlaySteel FIT




Rectangle Deck

PlaySteel FIT



Split Deck

PlaySteel MAX
PlaySteel FIT



Triangle Deck

PlaySteel MAX
PlaySteel FIT



Half Hex Deck

PlaySteel MAX
PlaySteel FIT



Playfort Window Panel

Kid inspired Playfort window panel has a Plexiglas window and sign "Kids Only," Looks great and is fun for children to peer out over the playground.



Playfort Magnifying Panel

Using the hand hole you can reach through to see objects in the center magnifying glass. What a great opportunity to teach children to look closely at ordinary or extraordinary things.



Playfort Bench

Tired of running around? Need to take a break and chat with friends? Well the Playfort bench is the perfect spot to chill out. Place under a deck or use freestanding.



Playfort Rail Panel

Playfort panel with "kid inspired" design. It even has holes in the wood for kids to peek through.



Playfort Entrance

A fort-inspired add-on for any playground. For use at roof height.



Playfort Steering Wheel Panel

Steering wheel makes a great addition to PlayFort theme.



Woodgrain Playcounter

A play counter for creative and cooperative play. For use under a deck or freestanding.



Castle Arch Panel

A child-sized doorway. For ground level use. Double-sided.



Woodgrain Window Panel

Window panel with woodgrain look for those nature inspired playground designs.



Castle Wall Panel

A castle-inspired barrier panel. Double-sided.



Castle Window Panel

A castle-inspired barrier panel. Details are engraved, not cut through. Double-sided.



Castle Battlement

A castle-inspired add-on. Great alone or in multiples around a deck. For use at roof height.




Turn And Tumble Panel

Watch and listen as the white balls tumble with rain drop noise when the gears are turned.



Woodgrain Porthole Panel

A fun ground level crawl through panel used on ship themed playgrounds.



Bubble Panel

A preschool favorite. Durable, polycarbonate bubble serves as a silly window.



X & O Panel

A classic game, on or off the playground. Accessible from front and back.



Sign Language Panel

Learning to sign has never been easier. Double-sided with "Stop and play" message on reverse.



Play Bench Panel

A small seat and window makes a tranquil spot where children can rest or socialize.



Honey Bee Panel

Help the bees collect their honey in this interactive and manipulative panel.



Sign Language Braille Panel

Learning to sign and use Braille has never been easier. Double-sided with "stop and play" message on reverse.




Garden Fairy Game

A playground game for two players. Children spin the dial then move their markers. The first player to 10 wins the game.



Cow Barn Panel

A cow barn theme panel to go with barn roof theme.



Airplane Panel

With controls for pilot and co-pilot. Double-sided with an airplane image on reverse.



Magnifying Panel

Using the hand holes you can reach through to see objects in the center magnifying glass. What a great opportunity to teach children to look closely at ordinary or extraordinary things.

PLAY PANELS



Playtable

A small table where kids can manipulate toys, play with sand or read a book.



Atlantic Map Panel

An educational map of Atlantic Canada.



Musical Chime Panel

Chimes allow children to make their own music. Double-sided.



Canada Map Panel

An educational activity, great for playing school. Includes all provinces and territories with abbreviations.



USA Map Panel

Includes all state names and abbreviations. Double-sided with Hawaii and Alaska on reverse.



Western Canada Map Panel

An educational map of Western Canada.



Fire Engine Panel

Pretend to put out the fire with this imagination panel.



Firefighter Panel

Cute firefighter panel with a mirror on the opposite side so kids can pretend to be a firefighter and take selfie's to show their friends.



Mirror Panel

An early childhood favorite. Unbreakable polished stainless steel mirror with side slots for ease of supervision.



Zany Maze

A finger maze with three moving parts. Double-sided with "Zany Maze" on reverse.



Solar System Panel

Help the astronaut discover the solar system in this interactive and manipulative panel.



Drum Panel

Two plastic drums let children make their own music.



Happy Landings Panel

Children can guide the rocket and hot air balloons to a safe landing in this manipulative panel.



Hippo Crawl Thru

A fun imaginative crawl-through panel and the only safe way to play with a hippo.



Racecar Game

A playground game for two players. Children spin the dial then move their markers. The first player to reach 10 wins the race.



Jump Panel

Children compete in a friendly game to see how high they can jump and reach.




Finger Maze Panel

Trace your way from the start to end with this challenging finger maze puzzle.



Alphabet Panel

Perfect for tracing letters or playing school. Double-sided with playful designs on reverse.



Marble Run Panel

A fun playground game for up to three players- two on the front, one in the back. Children race to see whose marble finishes the track first.



Racecar Panel

With a realistic console and steering wheel. Double-sided with a race car on the reverse.



Gear Panel

Features three moving gears. Makes mechanics fun for children.



Alien Detective Panel

Help the astronaut find the alien and it's vessel hiding on the playground. Can you find all eight missing objects.




Sno Cone Shop Panel

Well it's hot outside and no one brought any sno cones to the park. At least the kids can pretend they are selling and eating sno cones till they get some real ones.



Sensory Panel

A freestanding inclusive sensory panel that allows children to engage their senses through movement, tracing, sound and more.



Puppet Theatre

Compact theatre is a perfect showcase for the imagination.



Driving Station

A freestanding racecar driving event that works great in areas with little room.



Bait & Tackle Panel

Gone fishing, enough said!



Pet Shop Panel

Who doesn't love pets? Well kids can pretend they've opened a pet shop for everyone on the playground.



Little Monsters' Number Panel

Help children learn to count to nine with this Little Monsters' number panel. The reverse side of the panel has numbers 1 to 9 in a fun monster font.



Clock Panel

Friendly clock features two moving hands. Great for learning to tell time or playing school.

PLAY PANELS



Ship's Rail Panel

A whimsical touch. Perfect for playships or verandas. Double-sided.



Porthole Panel

With a circular opening. For ground level use. Double-sided.



Window Panel

Equally well-suited for playhouses and playships. Double-sided with spooky cabin scene on reverse.



Anchor Panel

Adds nautical flair to any playground. Double-sided with bird and anchor scene on reverse.



Playhouse Panel

Turns a playground into a playhouse. For ground level use.



Balance Ball Game

A steering wheel with a challenging marble game inside. Balance all three balls and win. Attaches to any post.



Mirror Gaze Add-On

Fun little mirrors so kids can make goofy faces.



Game Panel Add-On

A playground game for two players. Children spin the dial then move their markers. The first player to 5 wins the game. Attaches to any post.



Gear Panel Add-On

Makes mechanics fun for children with three spinning gears. Attaches to any post.



Braille Panel

Children learn the Braille alphabet, then use their skills to decode a message. Double-sided with a secret message on reverse



Bean Bag Toss Panel

Bring some bean bags or small balls to turn this panel into a fun and challenging game.



Drum Sound Panel

Realistic drum sounds are produced when children touch the stainless steel sensors. Battery operated with a weather proof speaker. See page 118.



Pirate Face Panel

Arr Matey! Let's set sail across the seven seas. This is the perfect panel for memorable photos with the kids.



Steel Counter-top

A steel play counter. For use under a deck. Also available freestanding.



Periscope Panel with Balcony Deck

Wheelchair-accessible periscope or ground level access panel.



Gadget Panel

Great for fine motor skills and cooperative play. Multiple activities in one panel. Deck Heights: 2,3,4ft (0.6,0.9,1.2m), not available as a freestanding play event.



Kitty Crawl Thru

A fun imaginative crawl-through panel.



Steel Seat Under Deck Panel

Steel seat panel under deck provides an area to rest and chat.

PLAY PANELS



Talktubes

A set of two functional speaking cones connected by underground tubing. Available freestanding at ground level (shown) or deck-mounted.



Word Tumbler

Children practice spelling three-letter words with independently-spinning alphabet discs. Double-sided. Wheelchair-accessible at ground.



Mini Math Panel

With ten sliding beads and five spinning dials to work out simple math problems. Wheelchair-accessible at ground level.



Mini Racecar Panel

Wheelchair-accessible at ground level. Double-sided with racing vehicle on reverse.



Xylophone Panel

Children can make their own music at play. Wheelchair accessible at ground level.



Treasure Hunt

A non-competitive playground game. Young children spin the side-by-side cylinders to uncover the buried treasures within. Double-sided. Wheelchair-accessible at ground level.



Mini Chalkboard

An accessible and mini version of our full size chalk panel.



Mini Push Panel

Push the truck over the hilly terrain or race the boat across the water on this interactive panel.



Mini Airplane Panel

Includes two sets of controls for friendly co-pilots. Wheelchair-accessible at ground level.



Mini Clock Panel

A smaller version of our clock panel, complete with moving hands and an adjustable digital-style clock.



Mini Helm Panel

Steering wheel makes a great addition to playships and nautical themes.



Maze Wheel Mini Panel

Steering wheel doubles as a challenging marble maze.



Talk Tube (Deck Mounted)

A set of two functional speaking cones connected by underground tubing.



Steering Wheel Panel

Turn a classic barrier panel into an early childhood favorite with the simple addition of a steering wheel.



Balance Ball Panel

A steering wheel with a challenging marble game inside. Balance all three balls and win.



Maze Wheel Panel

Turns a classic barrier panel into an all-ages activity. Steering wheel doubles as a challenging marble maze.



PlayShip's Helm Panel

A nautical steering wheel turns a classic barrier panel into an early childhood favorite. Perfect for playships!




Vertical Rail Panel

A classic steel barrier panel. Open design makes supervision simple.



Round Piano Panel

Play a tune and learn music on this interactive musical touch sensitive Piano panel. Touching the stainless metal pads produces a musical note. No batteries required.



Buzz Panel Game

Rotate the power generation wheel and let the shape and color game begin. Play with your friends to see how many you get right before the time runs out. No batteries required.



Musical Guitar Panel

Rotate the power generation wheel and then crank out your best guitar riffs on this musical electronic play panel. No batteries required.



Balance Ball Game

A steering wheel with a challenging marble game inside. Balance all three balls and win. Attaches to any post.



Round Drum Panel

Drum out a musical note on this drum panel. A great addition to any support posts for ground level activities.



Round Maze Wheel Panel

Weave the stainless metal ball through the maze wheel. A fun and difficult maze challenge.



Playship Helm

A sturdy, HDPE ship steering wheel. Attach this popular activity to any post.



Steering Wheel

This popular activity can be attached to any post. An early childhood favorite.



Maze Wheel

Steering wheel doubles as a challenging marble maze.



Playship Bow

Great for nautically themed play, and essential for all playships.



Balcony Table

Includes two pod seats and a table. A comfortable place for rest or play.



Single Pod Seat on a Post

This single seating space make a perfect resting place for one. For use under a deck or freestanding.



Bi-Level Play Counter

A two-tier counter accommodates more children. For use freestanding or under a deck.



Boomerang Bench

A comfortable resting place for multiple children. For use under a triangle deck



Corner Bench

A comfortable spot for a break or a visit. For use under a square deck.



Playcounter

A play counter for creative and cooperative play. For use under a deck or freestanding.



Double Pod Seat

Twin seats make a perfect resting place for two. For use under a deck or freestanding.



Play Seat

A textured playseat that can be used as a bench or table..



Orbital Fun for Kids

Striking and modern in design, kids and grown-ups can't resist the Orbis—the play system that puts the focus on physical activity. Free from entrances and exits, Orbis lets children interact without boundaries with the play events around them.



Ultimate Play Time

The orbital ring is the key to the Orbis. All the climbers and arches and overhead play elements extend out from the spherical ring. Kids love the innovative design of Orbis often choosing it over traditional playgrounds to play on. You can't go wrong—each one is a proven winner with children.

Space Built Quality

Through the power of the Antigravity Clamp, play components in Orbis's orbit are frozen in space, defying Newton's law of gravity. Cast from aluminum, the Antigravity Clamp is engineered and tested to endure all that the universe offers. All of the Orbis clamps are oversized for added strength and durability.



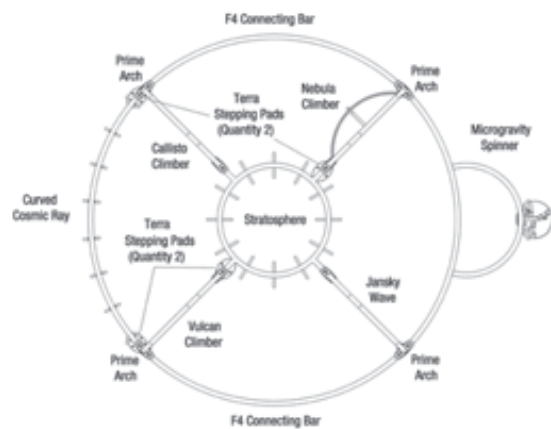
Orbital Adventures

Kids access the heights of Orbis to explore the whole play area and beyond. Challenges kids need for their minds and bodies and so fun they won't realize they are doing something very healthy for them, unlike trying to get them to eat their veggies.



Model #OB00521R0

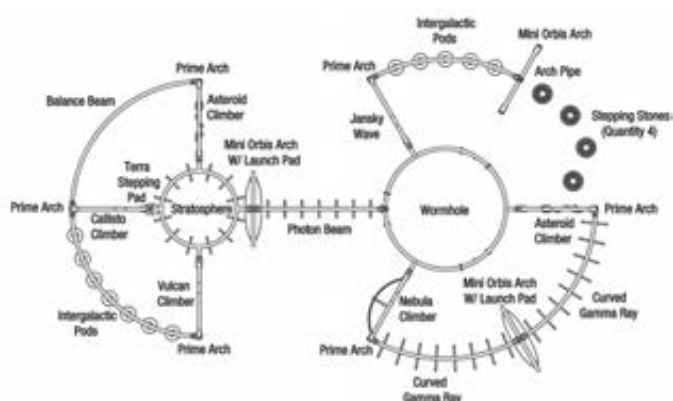
Age: 5 to 12
 Play Events: 8
 Kid Capacity: 21
 Use Zone: 29' x 33' (8.8 x 10.1m)
 ADA / Annex H: ✓
 ASTM F1487: ✓
 CAN/CSA-Z614: ✓
 CPSC Pub.325: ✓





Model #OB00225R3

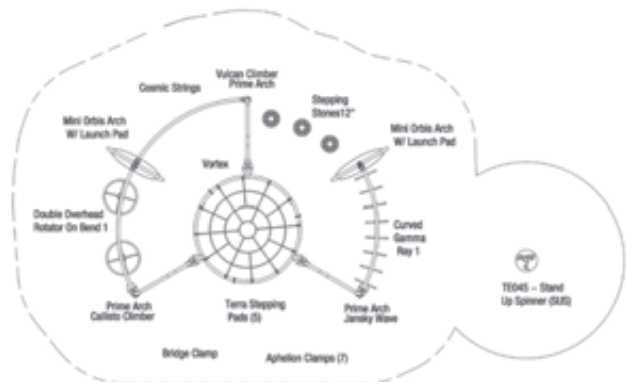
Age: 5 to 12
 Play Events: 18
 Kid Capacity: 50
 Use Zone: 46' x 33' (14.0 x 10.0m)
 ADA / Annex H: ✓
 ASTM F1487: ✓
 CAN/CSA-Z614: ✓
 CPSC Pub.325: ✓





Model #OB00498

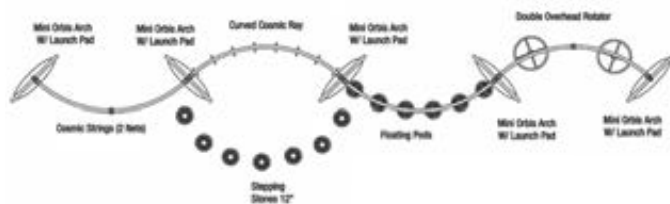
Age: 5 to 12
 Play Events: 8
 Kid Capacity: 21
 Use Zone: 46' x 21' (14.0 x 6.4m)
 ADA / Annex H: ✓
 ASTM F1487: ✓
 CAN/CSA-Z614: ✓
 CPSC Pub.325: ✓





Model #OB00387

Age: 5 to 12
 Play Events: 12
 Kid Capacity: 31
 Use Zone: 61' x 22' (18.6 x 6.7m)
 ADA / Annex H: ✓
 ASTM F1487: ✓
 CAN/CSA-Z614: ✓
 CPSC Pub.325: ✓



Age: 5 to 12

Play Events: 12

Kid Capacity: 43

Use Zone: 33' x 29' (10.0 x 8.8m)

ASTM F1487: ✓

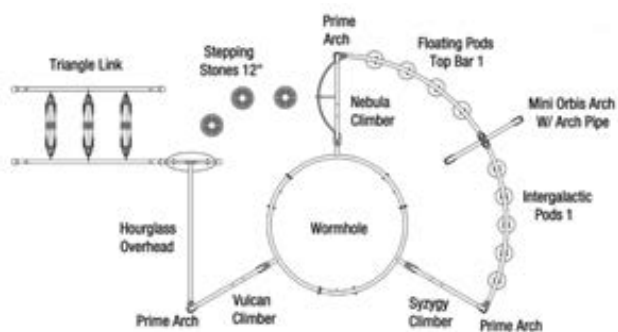
CPSC Pub.325: ✓





Model #OB00471

Age: 5 to 12
 Play Events: 12
 Kid Capacity: 29
 Use Zone: 40' x 27' (12.2 x 8.2m)
 ADA / Annex H: ✓
 ASTM F1487: ✓
 CAN/CSA-Z614: ✓
 CPSC Pub.325: ✓



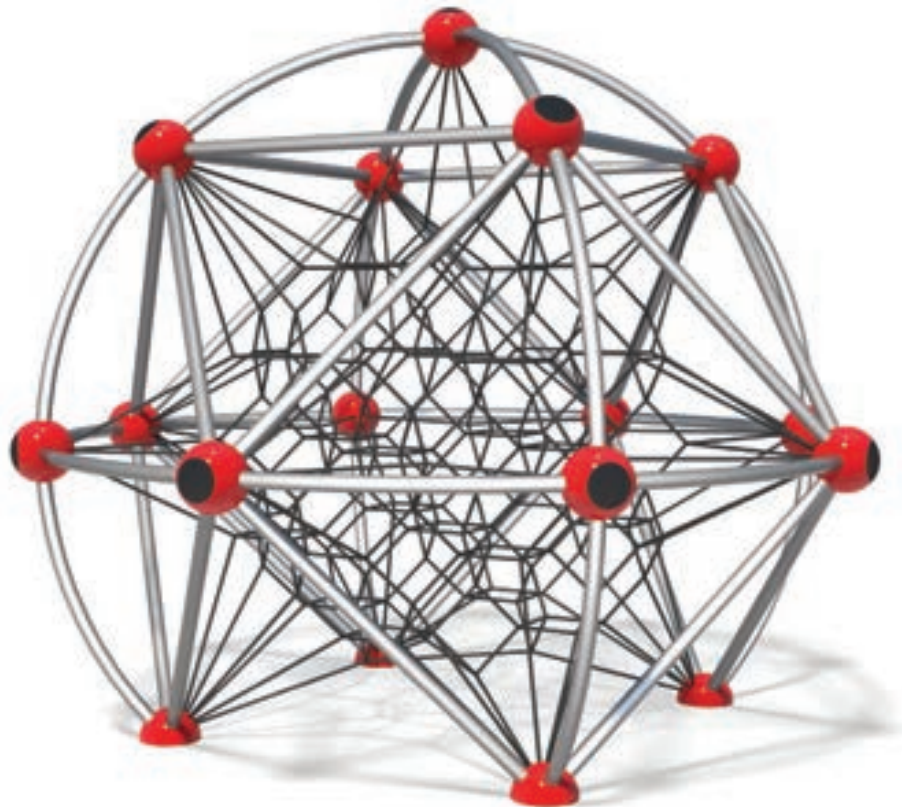


ge·odes

ge·ode — A hollow, usually spheroidal rock with crystals lining the inside wall.

With a combination of rounded and linear structural beams and a complex inner structure of play ropes, a Geode takes children far from their everyday play experience, stretching and learning as they go.

- Available in Mini and Mega sizes, Geodes fit park, school or childcare settings.
- Geodes can be attached to PlaySteel and Orbis play structures.
- High-strength, steel-reinforced Geode play ropes are German-engineered for maximum strength and an optimal grip.
- Play on Geodes is responsive and ever-changing. The movement and reactivity of rope play provides children with a play experience unlike any other.
- Geodes develop core strength and balance while improving climbing skills and co-ordination.
- Geodes are not just climbers. Children use play ropes in more ways than you can imagine—climbing is just the beginning.



 Powered by
Berliner
Berliner Seilfabrik Rope Technology since 1865

◀ Geode Mega

Age: 5 to 12
Kid Capacity: 24
Use Zone: 27' x 27' (8.2m x 8.2m)
Height: 11'-6" (3.5m)

▲ Geode Mini

Age: 2 to 12
Kid Capacity: 16
Use Zone: 24' x 24' (7.3m x 7.3m)
Height: 9'-5" (2.9m)



Tot Size Fun!

PlayTots is a great mix of durability and value, and is perfect for today's smaller facilities. Its components are developmentally appropriate, and are sized just right for the smaller height, reach, and step of pre-schoolers. PlayTots attractive designs are inviting to children as well as caregivers, and encourage learning.



Fun Age Designed Components

PlayTots has been scaled to Tot size proportions, making it even better for the little ones to play and have fun. Non-skid ramp-like climbers help children climb or crawl onto the decks.

Curvy Panels & Textured Decks

These curvy entrance panels are more eye catching than our previous straight linear panels. We even added more hand grip locations to accommodate children with different reaches and heights.

Decks are textured for added grip giving children a better footing.



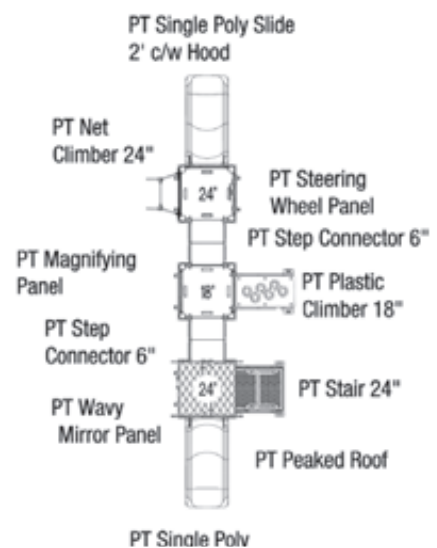
Fun Panels

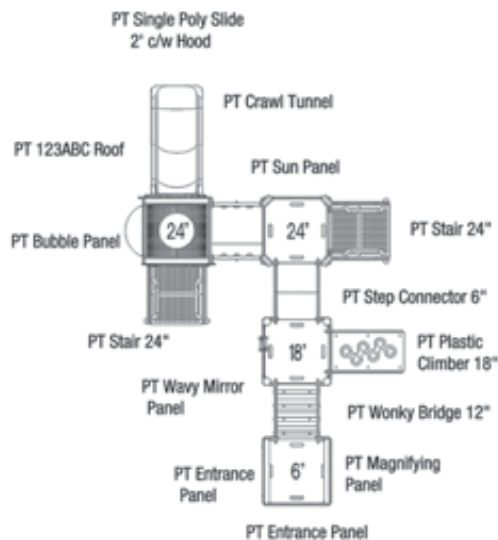
Depending on the model, panels can feature mirrors, peek-a-boo spots, and magnifying glasses to help children learn about things they discover around the playground like bugs and rocks.



Model # PT20155

Age: 2 to 5
 Play Events: 9
 Kid Capacity: 17
 Use Zone: 33' x 20' (10.1x 6.1m)
 ASTM F1487: ✓
 CAN/CSA-Z614: ✓
 CPSC Pub.325: ✓





Model # PT20156

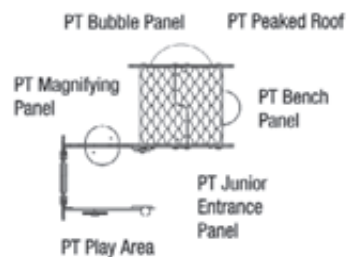
Age:	18m to 5 (2 to 5 US)
Play Events:	10
Kid Capacity:	20
Use Zone:	29' x 24' (8.8 x 7.3m)
ASTM F1487:	✓
CAN/CSA-Z614:	✓
CPSC Pub.325:	✓





Model # PT20157

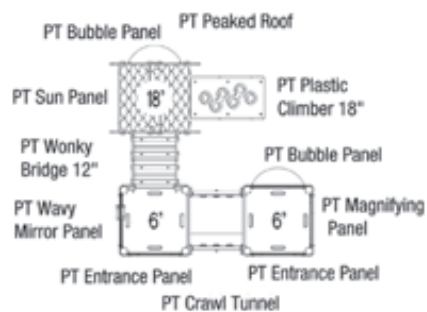
Age: 2 to 5
 Play Events: 8
 Kid Capacity: 10
 Use Zone: 19' x 19' (5.8 x 5.8m)
 ASTM F1487: ✓
 CAN/CSA-Z614: ✓
 CPSC Pub.325: ✓





Model # PT20158

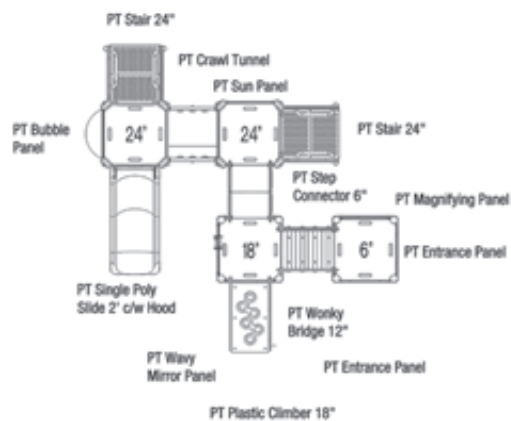
Age: 2 to 5
 Play Events: 10
 Kid Capacity: 16
 Use Zone: 20' x 20' (6.1 x 6.1m)
 ASTM F1487: ✓
 CAN/CSA-Z614: ✓
 CPSC Pub.325: ✓





Model # PT20159

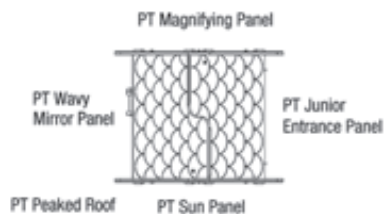
Age: 2 to 5
 Play Events: 11
 Kid Capacity: 20
 Use Zone: 26' x 26' (7.9 x 7.9m)
 ASTM F1487: ✓
 CAN/CSA-Z614: ✓
 CPSC Pub.325: ✓






Model # PT20160

Age: 2 to 5
 Play Events: 4
 Kid Capacity: 6
 Use Zone: Not Required
 ASTM F1487: ✓
 CAN/CSA-Z614: ✓
 CPSC Pub.325: ✓

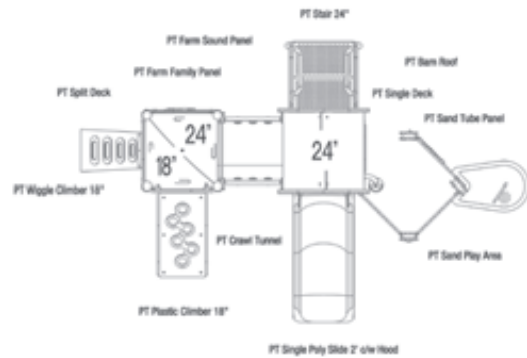




PT20003

Age: 2 to 5
Play Events: 16
Kid Capacity: 35
Use Zone: 29' x 27' (8.8 x 8.2m)

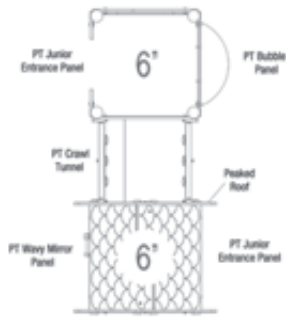
ASTM F1487: ✓
CAN/CSA-Z614: ✓
CPSC Pub.325: ✓



PT20115

Age: 2 to 5
Play Events: 10
Kid Capacity: 28
Use Zone: 28' x 22' (8.5 x 6.7m)

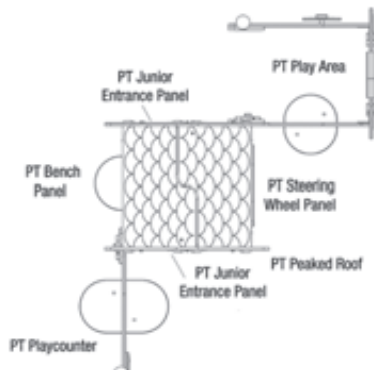
ASTM F1487: ✓
CAN/CSA-Z614: ✓
CPSC Pub.325: ✓



PT20004

Age: 2 to 5
 Play Events: 8
 Kid Capacity: 13
 Use Zone: 20' x 16' (6.1 x 4.9m)

ASTM F1487: ✓
 CAN/CSA-Z614: ✓
 CPSC Pub.325: ✓



PT20076

Age: 2 to 5
 Play Events: 8
 Kid Capacity: 11
 Use Zone: 21' x 19' (6.4 x 5.8m)

ASTM F1487: ✓
 CAN/CSA-Z614: ✓
 CPSC Pub.325: ✓



Dino Digs & More



Parksosaurus Dig

Model -SA-CC041

The Parksosaurus was a plant-eater that lived 65-68 million years ago in the late Cretaceous period.

Dimensions - Piece One 52" x 35" (1.3 x 0.89m)
Piece Two 67" x 37" (1.7 x 0.94m)



Ankylosaur Dig

Model -SA-CC039

The Ankylosaur was an armoured tank kind of dinosaur that lived 66-68 million years ago. To date, a complete skeleton has not been found but kids can dig up some of the bones that have been discovered.

Dimensions - 5'-8" long (1.7m), 4'-4" wide (1.3m)



Protoceratops Dig

Model -SA-CC033

The Protoceratops was a plant-eater that roamed earth 83 to 70 million years ago. Children can dig up this Protoceratops molded of actual fossils.

Dimensions - 70" x 61" (1.78 x 1.55m)



Allosaurus Dig

Model -SA-CC030

Another famous meat-eater the Allosaurus meaning "different lizard" roamed the earth 155-145 million years ago. Some paleontologists believe that they may have attacked in packs like wolves of today.

Dimensions - 31'-4" long (9.6m), 8'-3" wide (2.5m)



Struthiomimus Dig

Model -SA-CC040

Children can pretend to be a paleontologist. Who knows these digs may spark a life long interest in fossils. The Struthiomimus lived 65 million years ago. It had no teeth and lived off insects, plants, fruit, and small lizards.

Dimensions - 3' long (0.9m), 2'-2" wide (0.7m)



Stegosaurus Dig

Model -SA-CC036

A scientifically accurate cast of a Stegosaurus. This life size dig will amaze kids as they slowly uncover the bones. Bury it again and delight other children in unearthing this huge Stegosaurus. Dated 150-145 million years ago.

Dimensions - 29'-6" long (9.0m), 9'-6" wide (2.9m)



Trodon Eggs

Model -SA-CC042

Molded off of original museum pieces this small cache of eggs is how the Trodon laid its young 65-75 million years ago.

Dimensions - 4' long (1.2m), 3' wide (0.9m)



Saurornitholestes Dig

Model -SA-CC035

The Saurornitholestes was fast and agile meat-eater that lived 80 to 70 million years ago.

Saurornitholestes means "lizard-bird thief" because its skull had physical similarities to modern birds.

Dimensions - 3'-6" long (1.1m), 2' wide (0.61m)



Pachycephalosaurus Dig

Model -SA-CC032

The Pachycephalosaurus means "thick-headed lizard." It roamed earth in the late Cretaceous Period 70-66 million years ago.

Dimensions - 3'-11" long (1.2m), 2'-11" wide (0.9m)



T-Rex Climber

Want to climb on the head of the most famous dinosaur in the world? If you don't your children will want to for sure! This T-rex skull was created using casts from moulds taken from the original fossil of the Museum of the Rockies in Bozeman Montana. The Specimen is known as MOZ R 555

(Wankel). This specimen is the second most complete T-rex specimen discovered to date.

A fascinating climber to explore and learn about. Museum quality and accuracy that you can actually touch and play on. Enjoy!

Model -SA-CC037

Dimensions - 6' long (1.8m), 3'-10" wide (1.2m)
5' tall (1.5m)



Rib Climber

Model -SA-CC034

One of the most popular climbers from Exploration Playgrounds. This is a climbable museum piece in a public place. Children will be amazed!

Dimensions - 9'-11" long (2.0m), 4'-8" wide (0.4m)
3'-10" tall (0.7m)



Log Steppers

Log Steppers are an essential natural play element that children love to traverse. Use them as an access climber to playgrounds or freestanding.

Dimensions - 12", 24", 36" (0.3, 0.61, 0.91m) heights.

Model -SA-CC052 - Large

Model -SA-CC053 - Medium

Model -SA-CC054 - Small



Triceratops Head Climber

Model -SA-CC043

How cool is this? We are as amazed as you are. We wish the Triceratops Head Climber was available when we were kids.

Dimensions - 8' long (2.4m), 5' wide (1.5m)
5'-7" tall (1.7m)



Split Log Beam

Model -SA-CC057

Balance and climb on this realistic concrete log beam.
Dimensions - 6' long (1.8m), 18" wide (0.46m)
12" tall (0.3m)



Log Climber

Model -SA-CC056

Climb on this realistic fallen log. Balance on, climb on, jump off or just hang out with your friends. The Log Climber will definitely be one of the more popular climbers for kids.

Dimensions - 12'-6" long (3.8m), 1'-11" wide (0.6m)
2'-5" tall (0.7m)



Hollow Log Climber

Model -SA-CC045

What's better than climbing on a log? Climbing through one! The hollow log provides a 360° climbing experience. A must for any nature inspired playground environment.

Dimensions - 60" long (1.5m), 42" diameter (1.1m)

Motion Toys

Rocking and swinging are important for children's physical and mental development. Perhaps more importantly, though, is the fact that it is so fun to do.

Henderson Recreation has a variety of both single and multi-user spring riders, in a wide array of themes and designs; all of which are certain to get your children rocking!







Lucky Clover

Model No. MT209
Best User Age- 2 to 12
Use Zone- 15'-7" (4.7m) diameter
Perfect for small spaces. Designed for up to four users.



Shark Motion Toy

Model No. MT213
Best User Age- 2 to 12
Use Zone- 13'-6" x 15'-6" (4.1m x 4.7m)
Designed for one user.



Pig Motion Toy

Model No. MT220
Best User Age- 2 to 12
Use Zone- 13'-6" x 15'-6" (4.1m x 4.7m)
Designed for one user.



Triceratops Motion Toy

Model No. MT233
Best User Age- 2 to 12
Use Zone- 13'-6" x 15'-0" (4.1m x 4.6m)
Designed for one user.



Dino Motion Toy

Model No. MT013
Best User Age- 2 to 12
Use Zone- 13'-6" x 15'-0" (4.1m x 4.6m)
Designed for one user.



Mr. Crabby

Model No. MT218
Best User Age- 2 to 12
Use Zone- 13'-6" x 15'-6" (4.1m x 4.7m)
Designed for one user.



Sheep Motion Toy

Model No. MT022
Best User Age- 2 to 12
Use Zone- 13'-6" x 15'-6" (4.1m x 4.7m)
Designed for one user.



Tractor Motion Toy

Model No. MT024
Best User Age- 2 to 12
Use Zone- 13'-6" x 15'-6" (4.1m x 4.7m)
Designed for one user.



Cow Motion Toy

Model No. MT023
Best User Age- 2 to 12
Use Zone- 13'-6" x 15'-6" (4.1m x 4.7m)
Designed for one user.



Wally the Whale

Model No. MT018
Best User Age- 2 to 12
Use Zone- 13'-6" x 15'-0" (4.1m x 4.6m) Available in all roto-molded colors. Designed for one user.



Racecar Motion Toy

Model No. MT234
Best User Age- 2 to 12
Use Zone- 13'-6" x 15'-6" (4.1m x 4.7m)
Designed for one user.



Jet Motion Toy

Model No. MT217
Best User Age- 2 to 12
Use Zone- 13'-6" x 15'-6" (4.1m x 4.7m)
Designed for one user.



Surfboard Rider

Model No. MT245
Best User Age: 2 to 12
Use Zone: 14' x 19' (4.3m x 5.8m)
Designed for one user.



Skateboard Rider

Model No. MT236
Best User Age: 2 to 12
Use Zone: 17' x 15' (5.2m x 4.6m)
Designed for one user.



Canoe Motion Toy

Model No. MT239
Best User Age: 2 to 12
Use Zone: 13'-6" x 15'-6" (4.1m x 4.7m)
Designed for one user.



Racing Motorcycle

Model No. MT240
Best User Age: 2 to 12
Use Zone: 13'-6" x 15'-6" (4.1m x 4.7m)
Designed for one user.



ABC Motion Toy

Model No. MT241
Best User Age: 2 to 12
Use Zone: 13'-6" x 15'-6" (4.1m x 4.7m)
Designed for one user.



Motorcycle Motion Toy

Model No. MT235
Best User Age: 2 to 12
Use Zone: 13'-6" x 15' (4.1m x 4.6m)
Designed for one user.



Car Motion Toy

Model No. MT006
Best User Age- 2 to 12
Use Zone- 13'-6" x 15'-6" (4.1m x 4.7m)
Designed for one user.



Rock-A-Round

Model No. MT222
Best User Age- 2 to 12
Use Zone- 18' (5.5m) diameter
A popular wobbling platform for multiple users.



Bulldozer Motion Toy

Model No. MT228
Best User Age- 2 to 12
Use Zone- 13'-6" x 15' (4.1m x 4.6m)
Designed for one user.



SUV Motion Toy

Model No. MT216
Best User Age- 2 to 12
Use Zone- 13'-6" x 15'-6" (4.1m x 4.7m)
Designed for one user.



Fire Truck Motion Toy

Model No. MT221
Best User Age- 2 to 12
Use Zone- 14' x 15' (4.3m x 4.6m)
Designed for one user.



Train Motion Toy

Model No. MT226
Best User Age- 2 to 12
Use Zone- 13'-6" x 14'-6" (4.1m x 4.4m)
Designed for one user.



Octopus Motion Toy

Model No. MT212
Best User Age- 2 to 5
Use Zone- 15'-7" (4.7m) diameter
Designed for up to four users.



Retro Rocker

Model No. MT223
Best User Age- 5 to 12
Use Zone- 17' x 13'-6" (5.2m x 4.1m)
Designed for two users.



Puppy Motion Toy

Model No. MT246
Best User Age- 2 to 12
Use Zone- 15'-3" x 13'-1" (4.6m x 4m)
Designed for one user.



Mr. Fishy Multi See-Saw: Accessible

Model No. MT210 (Accessible)
Best User Age- 2 to 12
Use Zone- 15'-6" x 22'-6" (4.7m x 6.9m)
Designed for four or more users.



Pirate Ship Multi See-Saw

Model No. MT219
Best User Age- 2 to 12
Use Zone- 22'-6" x 15'-6" (6.9m x 4.7m)
Designed for four or more users.



Bird Multi See-Saw

Model No. MT206
Best User Age- 2 to 12
Use Zone- 22'-6" x 15'-6" (6.9m x 4.7m)
Designed for four or more users.



Four Seater Spring See-Saw

Model No. MT238
Best User Age- 2 to 12
Use Zone- 25' x 15' (7.6m x 4.6m)
Includes two oversized springs. Designed for four users.



Schmoo See-Saw

Model No. MT208
Best User Age- 2 to 12
Use Zone- 22' x 14'-6" (6.7m x 4.4m)
Includes two oversized springs. Designed for two users.



Dino See-Saw

Model No. MT214
Best User Age- 2 to 12
Use Zone- 22' x 14'-6" (6.7m x 4.4m)
Includes two oversized springs. Designed for two users.



Traditional Teeter Totter

Model No. MT224
Best User Age- 5 to 12
Use Zone- 23' x 14' (7m x 4.3m)
All steel construction. Designed for two users.



Dino Quad See-Saw

Model No. MT215
Best User Age- 2 to 12
Use Zone- 22'-6" x 22'-6" (6.9m x 6.9m)
Designed for up to four users.

Freestanding Play

Looking for the perfect way to complete your playground? Henderson offers loads of innovative freestanding play events and stand-alone play items. Children can't get enough of these popular, self-contained play solutions.

Choose from new and exciting spinners, climbers, sandboxes, playhouses, and much more. As a compact total play solution or an addition to a larger play environment, our selection is a winning combination of fun and durability.

Feel the Fun!



Space Station

Model No. TE020

Best User Age- 5 to 12

Use Zone- 25' x 24' (7.7m x 7.4m)

Equipped with two pairs of climbers and one giant, looping overhead track.



Log Steppers

Log Steppers are an essential natural play element that children love to traverse. Use them as an access climber to playgrounds or freestanding.

Dimensions - 12", 24", 36" (0.3, 0.61, 0.91m) heights.



Log Beam

Model- SA-CC046

Best User Age- 2 to 5 and 5 to 12

Use Zone- 18'-6" x 15'-9" (5.6m x 4.8m)

Cross the fallen log to explore areas with dinosaur digs. A fun climber with many creative possibilities.

Dimensions - 6'-4" long (1.9m), 3'-4" wide (1.0m)

2'-5" tall (0.74m)



Orbiter

Model No. TE031
Best User Age: 5 to 12
Use Zone: 24'-1" Dia. (7.4m Dia.)
A spinning overhead activity with room for multiple children.



Spider Net

Model No. CB320
Best User Age: 5 to 12
Use Zone: 22' x 13' (6.8m x 4.0m)
A fun and flexible cable climbing web.



Triple Cliff Hanger

Model No. TE029-Aligned Layout
Best User Age: 5 to 12
Use Zone: 17'-2" x 25'-5" (5.2m x 7.7m)
Our most popular layout of Cliff Hangers. Kids love to traverse this challenging climber.



Twist Climber

Model No. TE021
Use Zone: 17' x 15' (5.2m x 4.6m)
Best User Age: 5 to 12
Three ladder-type climbers in one.



Dome Climber

Model No. TE038
Best User Age: 5 to 12
Use Zone: 22' x 22' (6.7m x 6.7)
A modern take on the traditional dome climber.



Camelback Climber

Model No. TE039
Best User Age: 5 to 12
Use Zone: 27'-9" x 14'-1" (8.5m x 4.3m)
Extra-large play activity combines climbing and overhead play elements and accommodates many children.



Standing Super Spinner

Model No. TE045
 Best User Age- 5 to 12
 Use Zone- 14' (4.3m) diameter
 A favorite new spinning activity with a modern look.
 For use in an upright position. Non-skid base for safety.



Barrel Spinner

Model No. SA-TE064
 Best User Age- 5 to 12
 Use Zone- 15'-7" Dia. (4.8m Dia.)
 Our new barrel spinner is a barrel of fun. Kids can sit or stand inside with friends spinning them around and around.



Seated Super Spinner

Model No. TE046
 Best User Age- 5 to 12
 Use Zone- 14' (4.3m) diameter
 A popular new spinning activity with a modern design. For use while seated. Non-skid base for safety.



Circle Cliff Hanger

Model No. TE029- Circle Layout
 Best User Age- 5 to 12
 Use Zone- 21'-2" dia. (6.5m dia.)
 This layout of three cliff hangers looks like a rocket.



Cliff Hanger

Model No. TE060
 Best User Age- 5 to 12
 Use Zone- 16' x 17'-10" (4.9m x 5.4m)
 A great freestanding climber on it's own or used in a functionally linked playground layout.



Double Ridge Rock Climber

Model No. TE051
Best User Age: 5 to 12
Use Zone: 15'-10" x 20'-9" (4.8m x 6.3m)
We put two Ridge Rock Climbers together to create a fantastic freestanding rock climbing event that kids will love.



Cubist Climber 4

Our most challenging Cubist, four individual twisting climbers will challenge children to navigate to the top. Can be used as a free standing climber or used in a cluster with other Cubist climbers.




Cubist Climber 3

Three individual twisting climbers will challenge children to navigate to the top of our Cubist 3 climber. Freestanding, linked, or part of a cluster, this climber is sure to be a hit.



Cubist Climber 2

Our base design, the Cubist climber can be used alone, as a linking feature or part of a larger cluster of Cubist climbers.



3 Way Lava Rock Climber

Model No. TE052
Best User Age: 5 to 12
Use Zone: 20'-4" x 21'-6" (6.2m x 6.6m)
What's better than climbing a Lava Rock Climber? Climbing three of them all connected together. This fun and cool looking rock climber is a kid pleaser.



4 Way Lava Rock Climber

Model No. TE053
Best User Age: 5 to 12
Use Zone: 20'-9" x 20'-9" (6.3m x 6.3m)
Four ways up and down or climb across to the other side makes this freestanding 4 Way Lava Rock Climber a challenging and fun event for children.



5ft Starglide Veer Left

Model No. SA-TS085
Best User Age- 5 to 12
Use Zone- 25' x 19' (7.6m x 5.8m)



6ft Wave Slide

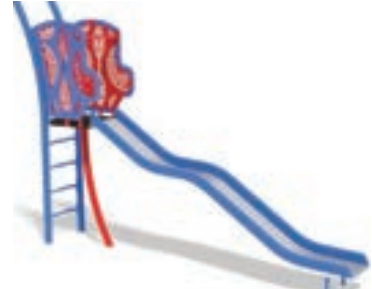
Model No. SA-TS066
Use Zone- 14'-5" x 26' (4.4m x 7.9m)
Best User Age- 5 to 12

Model No. SA-TE065 4ft Wave Slide
Use Zone- 14'-5" x 26' (4.4m x 7.9m)
Best User Age- 2 to 12



5ft Twister Slide

Model No. SA-TS055
Use Zone- 19'-3" x 22'-4" (5.9m x 6.8m)
Best User Age- 2 to 12



5ft Wavy Stainless Steel Slide

Model No. SA-TS045
Best User Age- 2 to 12
Use Zone- 15'-5" x 26'-2" (4.4m x 8m)



Island Hopper

Model No. SA-TE068
Best User Age: 2 to 5
Use Zone: 21' x 24' (6.4 x 7.3m)
Children can pretend they are flying their friends or family all around the islands.



School Bus

Model No. TE025
Use Zone: 15'-3" x 21' (4.6m x 6.4m)
Best User Age: 2 to 12
A play school bus with steering wheel and three bench seats. An early childhood favorite. Steel and HDPE construction.



Accessible School Bus

Model No. TE042
Use Zone: 15'-10" x 21' (4.8m x 6.4m)
Best User Age: 2 to 12
Includes two steering wheels and plenty of seating. Steel and HDPE construction.



Beetle Bug

Model No. TE043
Use Zone: 15'-1" x 21'-4" (4.6m x 6.5m)
Best User Age: 2 to 12
Great for dramatic and imaginary play. Includes two steering wheels and two bench seats. Steel construction.



Pickup Truck

Model No. TE041
Use Zone: 15'-1" x 21'-4" (4.6m x 6.5m)
Best User Age: 2 to 12
This play truck is ready for adventure. Includes two steering wheels and two bench seats. Steel construction.



Safari 4 x 4

Model No. TE027
Use Zone: 15'-7" x 18'-5" (4.7m x 5.6m)
Best User Age: 2 to 12
Let the adventure begin with this bold 4x4. Includes two steering wheels and two bench seats. Steel and HDPE construction.



Junior Sports Car

Model No. TE054

Use Zone- 15'-4" x 17'-6" (4.7m x 5.3m)

Best User Age- 2 to 12

This little sport car has it all! Dual gears for an engine, four race car seats, two steering wheels and a manual transmission shifter.



Fire Engine

Model No. TE028

Use Zone- 15'-3" x 21' (4.6m x 6.4m)

Best User Age- 2 to 12

A large play fire engine. Includes steering wheel, three bench seats and vertical rails. Steel and HDPE construction.



4 X 4

Model No. TE009

Use Zone- 15'-7" x 18'-5" (4.7m x 5.6m)

Best User Age- 2 to 12

A play vehicle, great for imaginative play. Includes two steering wheels and seating. Steel and HDPE construction.



City Bus

Model No. TE026

Use Zone- 15'-3" x 21' (4.6m x 6.4m)

Best User Age- 2 to 12

A big city bus with steering wheel and three bench seats. Steel and HDPE construction.

FREESTANDING PLAY



Junior Log Cabin

Model No. TE055

Best User Age- 2 to 5

This little log cabin has a lot to offer. Packed with a bear table, windows, activity mirrors, moving panels and so much more kids will definitely enjoy this creative cabin.



Junior Turtle Playhouse

Model No. TE056

Best User Age- 2 to 5

This turtle shaped playhouse with a bear picnic table, creative tree, moving panels and matching tray is a winner with kids.



Farm Sand PlayTable

Model No. PT-SC001

Best User Age- 2 to 5

Children will love this fun Farm and Sand Play Area. No resilient surfacing is required so this is a perfect addition to any Childcare facility with limited space. Include a sand play table with holes to clear the sand.



Sand Digger*

Model No. TE010

Best User Age- 2 to 12

A fully-functional digger. Complete with molded seat, moving arms and bucket. Rotates 360 degrees. Accessible version also available. *Available only in tan and yellow.



Accessible Digger*

Model No. TE012

Best User Age- 2 to 12

A fully-functional digger with moving arms and bucket. Designed specifically for children in wheelchairs. *Available only in tan and yellow.



Steel Backboard

Model No. BP002

Fan-shaped, white, powder-coated steel backboard. Basketball hoop and net available separately.



Cantilever Basketball Standard

Model No. BB020

Complete with 4-1/2' (114mm) O.D. galvanized steel post, frame, steel backboard, basketball hoop, and chain net.



Basketball Hoop with Chain Net

Model No. BP013

Includes orange double-rim basketball hoop with chain net.

Model No. BP010 - Chain Net Replacement

Model No. BP007 - Basketball Hoop



Basketball Hoop with Nylon Net

Model No. BP012

Includes orange double-rim basketball hoop with nylon net.

Model No. BP011 - Nylon Net Replacement

Model No. BP007 - Basketball Hoop



20ft Gaga Pit



20ft Gaga Pit

Best User Age- All Ages

The largest version of the Gaga Pit that allow more children to play at one time. Constructed of the durable plastic borders which provide more resiliency than harder materials.



15ft Gaga Pit

Best User Age- All Ages

The smaller version of the Gaga Pit provides all the same gaga game fun but better suited for smaller spaces. Constructed of the durable plastic borders which provide more resiliency than harder materials.



Tetherball and Rope

Model No. GA402

Rubber-composite tetherball and 9' (2743mm) rope.



Tetherball Game

Model No. GA403

Complete set includes rubber-composite tetherball, 9' (2743mm) rope and galvanized steel post.



Triple Hoop Game

Model No. GA102

An exciting twist on basketball, with one hoop and three ball-return chutes. Roto-molded plastic with galvanized steel post.

SWINGS



Tree Post Swing

Add a little nature to your next playground project and feel like you are swinging in the trees with our new Tree Post Swing. Steel core support posts wrapped in GFRC and professionally sculptured and textured to look like real trees. Plus these trees won't rot like real ones. Shown with 4-SS043 slash-proof belt seats.





1 Bay Multi-User Swing

Model No. SA-SW390
Complete with multi-user swing and rope connections
Use Zone- 36'-1" x 22' (11m x 6.7m) CSA
Use Zone- 24'-1" x 22' (7.3m x 6.7m) ASTM



2 Bay Multi-User Swing

Model No. SA-SW391
Complete with two multi-user swings and rope connections.
Use Zone- 36'-1" x 31'-5" (11m x 9.6m) CSA
Use Zone- 24'-1" x 31'-5" (7.3m x 9.6m) ASTM



3 Bay Multi-User Swing

Model No. SA-SW392
Complete with three multi-user swings and rope connections.
Use Zone- 36'-1" x 40'-10" (11m x 12.4m) CSA
Use Zone- 24'-1" x 40'-10" (7.3m x 12.4m) ASTM



2 Bay 8ft Arch Swing

SW340 8ft Arch + SW341 + 4-SS043 slash-proof belt seats.
Use Zone- 39'-8" x 33'-4" (12.1m x 10.2m) CSA
Use Zone- 31'-8" x 33'-11" (9.7m x 10.3m) ASTM



3 Bay 8ft Arch Swing

SW340 8ft Arch + SW341 + SW343 + 2-SS042 slash-proof baby seats + 2-SS043 slash-proof belt seats + 1- Accessible Seat.
Use Zone- 39'-8" x 41'-5" (12.1m x 12.6m) CSA
Use Zone- 31'-8" x 42'-0" (9.7m x 12.8m) ASTM



Single Bay 8ft Arch Swing

SW340 8ft Arch Swing + 2-SS042 slash-proof baby seats.
Use Zone- 38'-8" x 22'-6" (10.9m x 6.9m) CSA
Use Zone- 23'-8" x 23'-1" (7.2m x 7.0m) ASTM



2 Bay 8ft Single Post Swing*

SW360 8ft Single Post Swing + SW361 + 2-SS043 slash-proof belt seats + 2-SS042 slash-proof baby seats.
Use Zone- 39'-8" x 33'-7" (12.1m x 10.2m) CSA
Use Zone- 31'-8" x 34'-2" (9.7m x 10.4m) ASTM
*Painted topbars are custom.



Standard 2 Bay 8ft Swing*

SW300 8ft Standard Swing + SW301 + 2-SS043 slash-proof belt seats + 2-SS042 slash-proof baby seats.
Use Zone- 39'-8" x 34'-4" (12.1m x 10.4m) CSA
Use Zone- 31'-8" x 42'-8" (9.7m x 13.0m) ASTM



Tire Swing

Model No. SW101
7' (2134mm) height with a 3.5" (89mm) O.D. x 8 gauge (4mm) galvanized steel topbar. Complete with tire swivel bearing and tire swing assembly.
Use Zone- 39'-4" x 32'-0" (12.0m x 9.8m) CSA
Use Zone- 27'-7" x 22'-0" (8.4m x 6.7m) ASTM

SWINGS



Heavy Duty Swing

Model No. SW320 - 8' (2438mm) Height
Model No. SW330 - 10' (3048mm) Height
With a 3.5" (89mm) O.D. x 8 gauge (4mm) galvanized steel topbar. Complete with heavy duty swing bearings, swing chain and slash-proof belt seats.*



Extend-A-Bay™

Model No. SW321 - 8' (2438mm) Height
Model No. SW331 - 10' (3048mm) Height
Complete with heavy duty swing bearings, swing chain and slash-proof belt seats.*



Extend-A-Half-Bay™

Model No. SW322 - 8' (2438mm) Height
Model No. SW332 - 10' (3048mm) Height
Complete with heavy duty swing bearings, swing chain and slash-proof belt seat.*



Standard Swing

Model No. SW300 - 8' (2438mm) Height
Model No. SW310 - 10' (3048mm) Height
With a 2.375" (60mm) O.D. x 10 gauge (3mm) galvanized steel topbar. Complete with standard swing bearings, swing chain and slash-proof belt seats.*



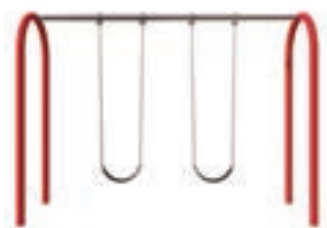
Extend-A-Bay™

Model No. SW301 - 8' (2438mm) Height
Model No. SW311 - 10' (3048mm) Height
Complete with standard swing bearings, swing chain and slash-proof belt seats.*




Extend-A-Half-Bay™

Model No. SW302 - 8' (2438mm) Height
Model No. SW312 - 10' (3048mm) Height
Complete with standard swing bearings, swing chain and slash-proof belt seat.*



Arch Swing

Model No. SW340 - 8' (2438mm) Height
Model No. SW350 - 10' (3048mm) Height
With a 3.5" (89mm) O.D. x 8 gauge (4mm) galvanized steel topbar. Complete with heavy duty swing bearings, swing chain and slash-proof belt seats.*



Extend-A-Bay™

Model No. SW341 - 8' (2438mm) Height
Model No. SW351 - 10' (3048mm) Height
Complete with heavy duty swing bearings, swing chain and slash-proof belt seats.*



Extend-A-Half-Bay™

Model No. SW342 - 8' (2438mm) Height
Model No. SW352 - 10' (3048mm) Height
Complete with heavy duty swing bearings, swing chain and slash-proof belt seat.*

*Slash-proof baby seats and anti-wrap swing bearings available. Additional charges may apply.



Slash-Proof Belt Seat

Model No. SS043

A 6' x 24" (152mm x 610mm), belt seat made from a 5/16" (8mm) EPDM rubber and polymer blend with a vandal-proof insert and galvanized steel hardware.



Slash-Proof Baby Seat

Model No. SS042

Fully-enclosed infant seat. Seat is a 3/8" (10mm) EPDM rubber and polymer blend with a vandal-proof insert and heavy duty rust-proof hardware.



Swing Bearings

Model No. SB033 - Heavy Duty Swing Bearing

For use with a 3.5" (89mm) O.D. topbar.

Model No. SB032 - Standard Swing Bearing

For use with a 2.375" (60mm) O.D. topbar.



Anti-Wrap Swing Bearing

Model No. SB035

For use with a 3.5" (89mm) O.D. topbar. A bolt-free, stainless steel, non-wrapping swing bearing. May be used to replace existing swing bearings without dismantling the swing set.



Tire Swing Assembly

Model No. TA014

Includes tire and swing chain, as shown. Tire swivel bearing available separately.



Tire Swivel Bearing

Model No. SB010

For use with tire swing assembly. Tire swing assembly available separately.



Quick Link

Model No. SP500

5/16" (8mm) quick link.



Swing Chain

Model No. SP040

1/4" (6mm) galvanized swing chain. Custom lengths available.



Behold Vista. Vista furnishings are truly a sight to see.

Each product in the Vista series is crafted with careful attention to detail; pairing innovative design with meticulous engineering. Vista offers unparalleled quality and unceasing beauty.

Using the most innovative materials and the latest in computer-aided design including 3-D printing, Laser-Cut patterns, and CNC machining, Vista products are manufactured with the specific intention of providing lasting, stunning fixtures to any environment.

The benches in the Vista line are inspired by the natural

simplicity and stunning attraction of the grandest of North American scenery. Vista benches borrow their names from some of the most iconic lakes and waterways of North America. Lakes and waterways which have come to symbolize truly inspiring vistas.

All Vista products are made in North America using environmentally responsible resources. As breathtaking as a serene prairie lake and as rugged as the enduring Rocky Mountains, Vista furnishings are a perfect blend of form and function.

With Vista, it's easy to turn any public space into a scene to behold.



Tables

Vista has many well designed and functional tables available in many shapes and sizes. Tabletop materials can be steel laser cut designs, steel slats, traditional pine, or Red Batu hardwood with complementary bench options. So many versions makes it hard to choose.



Bollards

Bollards keep cars where they are supposed to be, protect building entrances and provide a clear delimitation between foot and vehicle traffic.

Vista bollards are all exceptionally durable, made from a strong galvanized steel tube and aluminum cap.



Shade

When guest comfort is a top priority, don't forget the shade. Shade Series items provide protection from the sun with laser cut designs that complement our furnishings. Add shade to tables, benches, or even bike racks to keep seats cool and thank your bicycle commuters.



Backless Benches

Almost every design line of Vista Furnishings benches comes with a backless bench design. Beautiful and cost effective alternative to standard benches.



Bike Racks

Our Vista line has many traditional and creative bike rack designs to solve your bike parking needs. If you need something different we can customize it for you like this customized designed bike rack with laser engraved sign.



Planters

Combine a planter with a park bench to add some beautiful greenery or flowers to a seating area or just place them by themselves. Lots of styles to choose from to match other Vista design lines.



Recycling

Vista recycling stations are strong, durable and literally designed to handle a lot. Not only will they help to keep your space clean, but with separate liners and openings, they also help to sort the various types of recyclable materials.



Waste Receptacles

Vista provides a large variety of waste receptacles to choose from to meet all your needs. You can match them with other Vista Furnishings bench series and products.



Benches

Vista Furnishings offers you nine different bench design series to choose from. Plus traditional, sport specific, and custom benches as well. We even carry buddy and friendship benches with custom laser cut-outs.

Color Combinations

To help you choose a perfect color combination we have selected seventeen popular color combinations that look great. You can still pick the colors you want to customize your playground with your favorite colors. Just check out the color picker on the inside back cover page.



Option #1

Upright Post: Orange
Metal Rails: Light Blue
Roto Plastic: Lime
HDPE Plastic: Orange/White/Orange



Option #2

Upright Post: Charcoal
Metal Rails: Blue
Roto Plastic: Grey/Red
HDPE Plastic: Blue/White/Blue



Option #3

Upright Post: Cosmo Green
Metal Rails: Charcoal
Roto Plastic: Red
HDPE Plastic: Red/White/Red



Option #4

Upright Post: Black
Metal Rails: Yellow
Roto Plastic: Burgundy
HDPE Plastic: Yellow/Black/Yellow



Option #5

Upright Post: Charcoal
Metal Rails: Yellow
Roto Plastic: Purple/Yellow
HDPE Plastic: Yellow/Black/Yellow



Option #6

Upright Post: Light Blue
Metal Rails: Orange
Roto Plastic: Gecko
HDPE Plastic: Orange/White/Orange



Option #7

Upright Post: Red
Metal Rails: Lime
Roto Plastic: Blue
HDPE Plastic: Blue/White/Blue



Option #8

Upright Post: Silver
Metal Rails: Cosmo Green
Roto Plastic: Green/Gecko
HDPE Plastic: Green/White/Green



Option #9

Upright Post: Blue
Metal Rails: Charcoal
Roto Plastic: Red/Blue
HDPE Plastic: Blue/White/Blue



Option #10

Upright Post: Silver
Metal Rails: Blue
Roto Plastic: Orange/Blue
HDPE Plastic: Orange/White/Orange



Option #11

Upright Post: Silver
Metal Rails: Cosmo
Roto Plastic: Blue/Gecko
HDPE Plastic: Red/White/Red



Option #12

Upright Post: Charcoal
Metal Rails: Lime
Roto Plastic: Cobalt
HDPE Plastic: Lime/Black/Lime



Option #13

Upright Post: Charcoal
Metal Rails: Tan
Roto Plastic: Brown/Tan
HDPE Plastic: Brown/Tan/Brown



Option #14

Upright Post: Charcoal
Metal Rails: Silver
Roto Plastic: Cobalt/Gecko
HDPE Plastic: Lime/Black/Lime



Option #15

Upright Post: Burgundy
Metal Rails: Tan
Roto Plastic: Tan/Gecko
HDPE Plastic: Brown/Tan/Brown



Option #16

Upright Post: Red
Metal Rails: Silver
Roto Plastic: Tan
HDPE Plastic: Red/White/Red



Option #17

Upright Post: Yellow
Metal Rails: Purple
Roto Plastic: Lime
HDPE Plastic: Brown/Tan/Brown

Warranty

To the extent permitted by law, these warranties are expressly in lieu of any other implied or expressed warranties or representations by any person, including an implied warranty of merchantability or fitness. Warranties do not cover damage caused by vandalism or abuse.

Warranty claims must be filed within the applicable warranty period and accompanied by a copy of the original invoice or Henderson invoice number. These warranties do not cover cost of freight and/or installation. These warranties do not cover normal wear and tear, surface corrosion on metal parts, discolored surfaces or cosmetic issues. These warranties are valid only if products are installed and maintained according to Henderson's installation instructions.

Lifetime* limited warranty on steel support posts against structural failure due to deterioration caused by defects in materials or manufacturing.

Lifetime* limited warranty on Bolt-N-Go direct-bolt fastening systems against structural failure due to corrosion or deterioration caused by defects in materials or manufacturing.

20 Year* limited warranty on aluminum post caps and Orbis aluminum clamps against structural failure or defects in material or workmanship.

20 Year* limited warranty on Mighty Shades™ steel framework against structural failure due to corrosion or deterioration caused by defects in materials or manufacturing.

15 Year* limited warranty on steel rails, loops and rungs against structural failure due to corrosion or deterioration caused by defects in materials or manufacturing.

10 Year* limited warranty on polyethylene components, sheet plastic, and decks against structural failure due to corrosion or deterioration caused by defects in materials or manufacturing.

10 Year* limited warranty on Southern Yellow Pine pressure-treated wood products against structural failure due to insect infestation and fungal decay caused by defects in materials or manufacturing.

10 Year* limited warranty on Mighty Shades™ fabric against deterioration, rot and seam failure.

10 Year* limited warranty on all Exploration Playgrounds dinosaur digs, dinosaur climbers and other concrete or fibre-reinforced epoxy products against structural failure due to corrosion or deterioration caused by defects in materials or manufacturing.

5 Year* limited warranty on Berliner Rope Play steel-core ropes and rubber components against structural failure or defects in material or workmanship.

3 Year* limited warranty on swing seats and hangers against structural failure or defects in material or workmanship.

One Year* General Warranty

Henderson Recreation Equipment Limited warrants that all products not listed above will be free from defects in materials or manufacturing for one year. Henderson Recreation will repair or replace all parts of the product or equipment found to be defective. All warranty periods start at date of invoice.

*Ask for your copy of our complete warranty.

Terms of Sale

Pricing

Prices are F.O.B. factory and do not include freight charges. Prices are subject to change without notice.

Terms

To Governmental agencies, tax-supported institutions and those with approved credit, payment is due within 30 days of the date of invoice. A 2% per month finance charge will be imposed on all past due accounts. All other orders require a 50% deposit at the time of order entry. The balance will be due by certified cheque upon receipt of shipment (C.O.D.).

Taxes

If applicable, taxes will be added to the invoice except when a tax exempt certificate is provided with the purchase order at the time of order entry.

Weights and Sizes

Weights and sizes are reasonably accurate and could vary with product changes. Weights do not include added weight through packaging and shipping.

Freight Charges

Freight charges are determined and collected by the carrier unless Henderson Recreation Equipment Limited is requested and agrees to prepay and add these costs to the invoice. Freight quotes are valid for thirty days. Due to high energy costs freight surcharges may apply.

Delays in Transit

Henderson Recreation Equipment Limited is not responsible for delays in transit and such delays will not alter our invoicing terms. If your order does not reach you within a reasonable time after being advised that shipment went forward from our factory, Henderson Recreation Equipment Limited will assist you in the tracing process.

Loss or Damage in Transit

Henderson Recreation Equipment Limited is not responsible for loss or damage in transit. When we release the material to the carrier, a bill of lading is signed which states that the shipment was received from us complete and in good condition. A copy of this bill of lading is forwarded to you with the shipment and should be checked carefully with the materials you receive.

Any shortage, discrepancy or damage must be noted on the delivery receipt and signed by the driver. Failure to note exceptions on the delivery receipt may impair your right to recovery from the carrier.

Order Cancellation

Once accepted, orders can be cancelled only with the consent of Henderson Recreation Equipment Limited, and on terms which will indemnify Henderson Recreation Equipment Limited against loss. Cancelled orders will be subject to a 20% restocking fee. Orders for custom-built equipment cannot be cancelled.

General

Some products in this catalogue may not be exactly as shown. Assembly may be required

for some products.

Henderson Recreation Equipment Limited has a commitment to continuous product development and improvement and therefore reserves the right to improve or alter specifications or discontinue products without notice.

Standards

International Play Equipment Manufacturers Association (IPEMA)

Henderson is a member in good standing of IPEMA. IPEMA is a member-driven, international trade organization that represents and promotes an open market for manufacturers of play equipment.

In the interest of playground safety, the International Play Equipment Manufacturers Association (IPEMA) provides a Third Party Certification Service whereby a designated independent laboratory validates a participant's certification of conformance to ASTM F1487, Standard Consumer Safety Performance Specification for Playground Equipment for Public Use, except sections 7.1.1, 10 and 12.6.1; to CAN/CSA-Z614, Children's Playspaces and Equipment, except clauses 9.8, 10 and 11; or both. The use of the corresponding logo in Henderson Recreation Equipment Limited's catalogue signifies that Henderson Recreation Equipment Limited has received written validation from the independent laboratory that the product(s) associated with the use of the logo conforms to the requirements of the indicated standard.

Check the IPEMA website (www.ipema.org) to confirm product validation.

International Play Equipment Manufacturers Association
4305 North Sixth Street, Suite A
Harrisburg, PA 17110
www.ipema.org

Canadian Standards Association (CSA)

The Canadian Standards Association (CSA) is a not-for-profit membership-based association serving business, industry, government and consumers in Canada and the global marketplace. Henderson designs and manufactures play equipment to be compliant with the release of CAN/CSA-Z614, "Children's Playspaces and Equipment" that is current at the time of manufacture. Henderson is a full member of the Technical Committee that is responsible for the development of the "Children's Playspaces and Equipment" standard.

Canadian Standards Association
5060 Spectrum Way
Mississauga, ON L4W 5N6
www.csa.ca

The American Society for Testing and Materials (ASTM)

ASTM International is a not-for-profit organization that provides a global forum for the development and publication of voluntary consensus standards for materials, products, systems and services. ASTM

International provides standards that are accepted and used in research and development, product testing, quality systems, and commercial transactions around the world. Henderson designs and manufactures play equipment to be compliant with ASTM F1487, "Standard Consumer Safety Performance Specification for Playground Equipment for Public Use." Henderson is a member of the Technical Subcommittee, F15.29 that is responsible for the development of the "Playground Equipment for Public Use" standard.

ASTM International
P.O. Box C700, 100 Barr Harbor Drive
West Conshohocken, PA 19428-2959
www.astm.org

U.S. Consumer Product Safety Commission (CPSC)

CPSC is an independent federal regulatory agency created to inform the public of current product safety performance information and recommended practices. The CPSC has published document number 325, "Handbook for Public Playground Safety" which presents playground equipment safety information in the form of guidelines. The handbook is a very useful guide for owners and operators of public play environments.

U. S. Consumer Product Safety Commission
Washington, DC 20207
www.cpsc.gov

Americans with Disabilities Act (ADA)

Encompassed within the Americans with Disabilities Act (ADA), the Access Board has published Accessibility Guidelines for Play Areas. Your Henderson sales representative can assist you in determining proper accessibility requirements for your play area.

The United States Architectural and Transportation Barriers Compliance Board
Office of Technical Information Services
Suite 1000, 1331 F Street, NW
Washington, DC 20004-1111
Tel: (202) 272-5434 x 134
www.access-board.gov

ISO 9001:2008 Registered

The ISO 9000 series of standards are developed by the International Organization for Standardization and are recognized worldwide. Companies registered to one or more of these standards have had their quality system certified by an external agency to ensure that their management systems comply with the requirements of the Standard. Henderson Recreation Equipment Ltd. is ISO 9001:2000 Registered.

Color Options

Molded Plastic Colors



Post or Upright Colors



Bi-Color and Solid Sheet Plastic



All colors shown here are approximate. For an exact match, ask your Henderson playground consultant for current color swatches.

