







BigPlay for little ones.

EarlyWorks premium-quality, sustainable equipment is designed to create inspiring play environments that encourage exploration, experimentation, and discovery for young children. As an **American-made** playground essential since 1970, we infuse key developmental domains into our play equipment such as: social/emotional, physical, sensory, cognitive, and communication.

Discover how you can introduce early childhood outdoor learning opportunities coupled with healthy physical activity that go beyond traditional playgrounds.

Table of Contents

Outdoor Learning	EW2 - EW3	Cozy Spots	EW22
Naturegrounds	EW4 - EW5	Gross Motor	EW23
Nature & Gardening	EW6	Seating & Storage	EW24
Science	EW7	Benches & Tables	EW25
Sand & Water	EW8 - EW9	Snug	EW26 - EW27
Music & Movement	EW10 - EW12	6-23 Months	EW28 - EW31
Literacy & Language	EW13	EarlyWorks Structures	EW32 - EW43
Playhouses	EW14 - EW15	Quick Picks	EW44 - EW45
Trike Path	EW16	Shade	EW46
Sensory Motor	EW17	Shelter	EW47
Dramatic Play	EW18 - EW19	Color Palettes	EW48 - EW49
Math & Counting	EW20	Surfacing	EW50
Arts & Loose Parts	EW21	Warranty	EW51



200 N. Rufe Snow Dr., Ste. 209
Keller, TX 76248

855.585.4636

www.theplaygrounddepot.com



EW1

BigInspiration

We understand that the the next generation of children will face many challenges that require creative thinking and ingenuity. What better place to nurture these skills than in an early childhood play environment?

EarlyWorks offers several **standards-based playground activity guides** that provide facilitators with various opportunities to help children make connections between important academic concepts and their everyday lives.



The TouchMath Activity Panel is an interactive outdoor play event created in partnership with Innovative Learning Concepts, Inc. Its design is simple - as students count the TouchPoints, they associate numerals with real values, providing an early introduction to math concepts in an outdoor environment. Each TouchMath panel comes with:

- Training Manual
- Classroom Sampler and Activity Panel Poster
- TouchMath Activity Panel Manual



SHAPE America has established guidelines for children from birth to age 5. *Active Start: A Statement of Physical Activity Guidelines for Children from Birth to Age 5* addresses the developing child's unique characteristics and needs. **PlayOn!** fully aligns with the National Standards and the Active Start guidelines while promoting fitness and fun on the playground.



The Outdoor Creative Play and Learning curriculum, newly designed for preK, incorporates **standard-based playground activities** that stimulate creativity, imagination and learning. Ask your dedicated sales representative how this valuable asset can be included with your play environment purchase.

Activity example: Scientific principles are explored with, "**Dig for Buried Treasure**" where children experiment with different objects to compare their effects.





Dig for buried treasure !

Follow the Footsteps!

Ramp It Up!

Find and Make Shapes!



Science



Language Arts



Sand and Water



Art

Here are examples of activities that can be incorporated into an early childhood learning space.

EW3

NatureGrounds®

Putting nature into play™

Compelling health research recognizes everyday outdoor play in **nature** as a powerful strategy for **promoting healthy childhood development** – including combating sedentary lifestyles. Offering naturalized play environments can provide wide opportunities for enhanced dramatic play, free explorations, and quiet cozy spots. Designing nature back into children's lives not only benefits children's play but also engages communities in working together to create richer play experiences for all users.

Earlyworks' designs complement natural play spaces by incorporating architecturally inspired conditioned wood and recycled metal structures that blend seamlessly into outdoor learning environments. These distinct details inspire creative and imaginative play, while fostering an appreciation for the living landscape.

All Earlyworks structures are available in conditioned wood or recycled metal, and are noted throughout the catalog.



Request the NatureGrounds Guidebook to learn about research-based design, cost effective phased naturalization strategies, and tips on how to manage, maintain, fund, and support your natural resource.

Request at: bigtoys.com/about/resources



Become a National Demonstration Site

Serve as a leader in nature play initiatives and in the creation of innovative play environments that integrate manufactured play equipment with the living landscape. Earn recognition for your site and your community by applying for this prestigious award. Contact your Sales Consultant for details.

EW4



Signature



The Bright School | Chattanooga, Tennessee

EW5



MEC-237 Tree Cookies
This product is made from real wood. Due to the characteristics of the natural material, variations in size and color may occur.

MEC-416 Garden Bridge



MEC-238 Tree Stumps
This product is made from real wood. Due to the characteristics of the natural material, variations in size and color may occur.



EC-022 Green Thumb Planter Box



EC-123 Garden Bed



EC-023 Green Thumb Potting Shed

Wood	Recycled Plastic & Metal	Description	Space Required	
MEC-237	N/A	Tree Cookies (Set of 10)	1'4" dia. x 0'4"	41 cm dia. x 10 cm
MEC-238	N/A	Tree Stumps (Set of 3)	1'6" dia. x 1'0"	46 cm dia. x 30 cm
MEC-239	N/A	Tree Stumps (Set of 5)	1'6" dia. x 1'0"	46 cm dia. x 30 cm
N/A	MEC-416	Garden Bridge	5'10" x 3'2" x 2'6"	178 cm x 97 cm x 76 cm
EC-022	MEC-022	Green Thumb Planter Box	4'6" x 0'7"	137 cm x 17 cm
EC-123	N/A	Garden Bed	9'0" x 3'0"	274 cm x 91 cm
EC-023	MEC-023	Green Thumb Potting Shed	13'0" x 16'6"	518 cm x 503 cm

**MEC-006** Weather Panel**EC-041** US Map Panel**EC-039** Seasons Panel**MEC-240** Exploration & Discovery Table**EC-037** Telescope**MEC-220** Double Investigate Table
Removable plastic bins are easy to wash and replace.

Wood	Recycled Plastic & Metal	Description	Space Required	
EC-006	MEC-006	Weather Panel	0' 7" x 4' 6"	17 cm x 137 cm
EC-039	MEC-039	Seasons Panel	0' 7" x 4' 6"	17 cm x 137 cm
EC-041	MEC-041	US Map Panel	0' 7" x 4' 6"	17 cm x 137 cm
N/A	EC-037	Telescope	1' diameter	31 cm
N/A	MEC-240	Exploration & Discovery Table	2' 0" x 2' 7" x 2' 0"	61 cm x 79 cm x 61 cm
N/A	MEC-220	Double Investigate Table	3' 6" x 2' 4" x 2' 0"	107 cm x 71 cm x 61 cm

Science

To view all BigToys and Earlyworks color palettes, please turn to page **EW48**.

WARNING: Installation over a hard surface such as concrete, asphalt, or packed earth may result in serious injury from falls.



EC-100 Sun Shelter Sand Box



EC-124 Elevated Sand Table *Can also be used as a planter.*



EC-125 15' Octagon Sand Box



EC-129A Accessible Scoop Digger
Turns 360 degrees



EC-129 Scoop Digger w/ Seat
Turns 360 degrees




EC-129



EC-121 Sandbox 10' Square with cover
Letters and numbers create quadrants for digging games and learning.

Sand & Water

EW8



MEC-049
Double Waterway



MEC-235 Water Pump

Children will learn cause and effect as they push the valve to make water flow. The water flow will automatically shut off after several seconds.



MEC-014 Triple Waterway

Add flowing water to the tiered channels using a garden hose attached to a bracket. Collect water for recirculating in a bin (not included) at the end of the lowest tier. Removable dams invite children to halt the flow of water and use floating loose parts.



EC-610 Water Table



MEC-008 Learning Puddle with cover

Wood	Recycled Metal & Plastic	Description	Age Range	Kid Capacity	Space Required
EC-100	N/A	Sun Shelter Sandbox	2-5	5-8	8'0" x 8'0" 244 cm x 244 cm
N/A	EC-124	Elevated Sand Table	2-5	8	17'6"x 17'6" 533 cm x 533 cm
EC-125	N/A	Sandbox 15' Octagon w/ Cover	2-5	10-12	15'0" x 15'0" 457 cm x 457 cm
N/A	EC-129A	Accessible Scoop Digger	2-5 or 5-12	1	5'6" x 2'9" 168 cm x 83 cm
N/A	EC-129	Scoop Digger	2-5 or 5-12	1	7'6" x 7'6" 229 cm x 229 cm
EC-121	N/A	Sandbox 10' Square w/ Cover	2-5	10	10'0" x 10'0" 305 cm x 305 cm
N/A	MEC-049	Double Waterway	2-5	12	5'7" x 6'9" 171 cm x 206 cm
N/A	MEC-014	Triple Waterway	2-5	20	11'4" x 6'10" 346 cm x 208 cm
N/A	MEC-235	Water Pump (Inground Mount) (Also available as Surface Mount)	2-5	2	0'11"l x 0'10"w x 3'1"h 28 cm x 25 cm x 94 cm
N/A	MEC-248	Water Pump (Surface Mount)	2-5	2	0'11"l x 0'10"w x 3'1"h 28 cm x 25 cm x 94 cm
N/A	EC-610	Water Table	2-5	5	9'0" 274 cm diameter
EC-008	MEC-008	Learning Puddle	2-5	4	3'l x 3'w x 1'6"h 91 x 91 x 46 cm
EC-026	MEC-026	Accessible Learning Puddle (not shown)	2-5	4	3'l x 3'w x 2'h 92 cm x 92 cm x 61 cm

To view all BigToys and Earlyworks color palettes, please turn to page **EW48**.

WARNING: Installation over a hard surface such as concrete, asphalt, or packed earth may result in serious injury from falls.



MEC-755 Pegasus - Musical instruments encourage multi-generational play



MEC-756 Weenotes Package - Includes Merry, Piper, and Griffin

Portable mounts sold separately



MEC-750 Imbarimba



MEC-752 Merry

Inground, Surface Mount, and Portable options available for most music items



MEC-758 Rhythm



MEC-757 Melody

Perfect for early childhood environments

Model	Description	Space Required	
MEC-755	Pegasus	4'1" x 1'10" x 1'10"	56 cm x 124 cm x 56 cm
MEC-758	Rhythm	1'8" x 1'4" x 1'10"	38 cm x 51 cm x 56 cm
MEC-750	Imbarimba	3' 11" x 2' 6" x 1'10"	76 cm x 119 cm x 56 cm
MEC-756	Weenotes Package	5' 5" x 6' 8"	165 cm x 203 cm
MEC-752	Merry	2' 3" x 2' 3" x 1'10"	69 cm x 69 cm x 56 cm
MEC-757	Melody	1' 8" x 1' 4" x 1' 10"	38 cm x 51 cm x 56 cm

Items on this page are available in recycled Metal & Plastic only. Available only in color options shown.

! These items should not be placed in any play equipment Use Zone as defined by CPSC and ASTM.

Music & Movement

EW10





MEC-754 Griffin



MEC-753 Piper




MEC-032 Chime Panel



MEC-110 Xylophone

Young musicians are able to play real songs on the Xylophone, which is tuned to provide a full octave of fun in the key of "C".



Replacement Mallets available. Ask your sales representative.

These outdoor musical instruments are durable, accessible, and orchestrated to be forever pleasing to the ear, for both the players and those listening nearby.

Visit **bigtoys.com** for more information.

Wood	Recycled Metal & Plastic	Description	Space Required	
N/A	MEC-754	Griffin	2'3" x 0'6" x 3'3"	15 cm x 69 cm x 99 cm
N/A	MEC-753	Piper	2'3" x 2'3" x 1'10"	69 cm x 69 cm x 56 cm
EC-032	MEC-032	Chime Panel	4'6" x 1'6"	137 cm x 46 cm
EC-110	MEC-110	Xylophone	4'6" x 1'6"	137 cm x 46 cm

 These items should not be placed in any play equipment Use Zone as defined by CPSC and ASTM.



MEC-751 Tuned Drums - Inground



MEC-761 Tuned Drums - Surface Mount




MEC-213 Triple Drum Table - Portable option available.



MEC-007 Rockin' Drum



EC-031 Rainwheel



MEC-231


Single Tot Drum

Features Remo® drum head for authentic sound in an outdoor environment

Wood	Recycled Metal & Plastic	Description	Space Required	
EC-007	MEC-007	Rockin' Drum	3' 4" x 1' 6"	102 cm x 46 cm
N/A	MEC-751	Tuned Drums	5' 6" x 1' 4" x 2' 10"	168 cm x 41 cm x 86cm
N/A	MEC-761	Tuned Drums w/ surface mount	5' 6" x 1' 4" x 2' 10"	168 cm x 41 cm x 86cm
N/A	MEC-231	Single Tot Drum	1' 2" x 1' 2" x 8"	36 cm x 36 cm x 20 cm
N/A	MEC-213	Triple Drum Table	2' 2" x 2' 2" x 2' 2"	66 cm x 66 cm x 66 cm
N/A	EC-031	Rainwheel	3'	91 cm diameter area
EC-029	MEC-029	Whistle	3'	91 cm diameter area



MEC-029 Whistle
(Post included)

 These items should not be placed in any play equipment. Use Zone as defined by CPSC and ASTM.

Music & Movement


EW12

The Playground, Shade and Surfacing Depot

(855) 585-4636 | sales@theplaygrounddepot.com

www.theplaygrounddepot.com

earlyworks
environments



MEC-038 Sign Language Panel



EC-036 Talk Tubes

Designed for outdoor communication, Talk Tubes allow children on opposite ends of the playground to speak to one another. (Comes in set of 2)



MEC-042 Shapes Panel

Teaches children basic recognition skills as they try to match objects in the everyday world to standard shapes. Shapes include: circle, diamond, rectangle, square, triangle, oval, arrow, star, and octagon.



EC-045 Object Panel

For multisensory learning, this panel offers movable cylinders with shapes, colors, and favorite objects.

Wood	Recycled Metal & Plastic	Description	Space Required
EC-038	MEC-038	Sign Language Panel	4'6" x 1'6" 137 cm x 46 cm
N/A	EC-036	Talk Tubes (Set of 2)	1' diameter per tube 31 cm
EC-042	MEC-042	Shapes Panel	4'6" x 1'6" 137 cm x 46 cm
EC-045	MEC-045	Object Panel	4'6" x 1'6" 137 cm x 46 cm
EC-004	MEC-004	Find 'n Seek	3' diameter area 91 cm



MEC-004 Find 'n Seek

This interactive game promotes cooperation, sensory stimulation, and shape recognition, while linking with classroom learning. Children seek out tabs located throughout the play environment with icons matching those on the spinner face. Caregivers will find it easy to relocate the six tabs, providing endless possibilities. Tabs included are cat, dog, apple, duck, tree, and tulip (shown at right).



Literacy & Language

BigToys
A PLAYCORE Company

To view all BigToys and Earlyworks color palettes, please turn to page **EW48**.

WARNING: Installation over a hard surface such as concrete, asphalt, or packed earth may result in serious injury from falls.




5' & 6'
Playhouses
Available




M59006 5' Playhouse

Playhouse & Accessories


Model	Description	Space Required
M59006	5' Playhouse (Shown)	5' 1" x 5' 1" x 6' 5" 155 cm x 155 cm x 196 cm
M59007	6' Playhouse	6' 1" x 6' 1" x 6' 9" 185 cm x 185 cm x 206 cm
M59004	Sink	n/a
M59008	Stove	n/a
M59014	5' Sink/Stove Combo (shown)	n/a
M59018	6' Sink/Stove Combo	n/a
M59017	Flowerbox	n/a
M59001	Table	n/a




M59004 Sink



M59008 Stove



M59014 5' Sink/Stove Combo
M59018 6' Sink/Stove Combo



M59017 Flowerbox



M59001 Table

Items on this page are available in recycled Metal & Plastic only.

Playhouses

EW14



EC-018 Playhouse without floor



MEC-640 Compact Playhouse



EC-645 Standard Playhouse



EC-648 Activity Playhouse



EC-108 Youth Shelter



EC-100A Pass Through Arbor



EC-016 Breezeway Playhouse



EC-107 Three-sided Arbor


Wood	Recycled Metal & Plastic	Description	Kid Capacity	Space Required	Fall Height
EC-018	MEC-018	Playhouse without floor	4-6	14'6" x 16'6"	442 cm x 503 cm
EC-640	MEC-640	Compact Playhouse	6-8	17'6" x 16'6"	533 cm x 503 cm
EC-645	MEC-645	Standard Playhouse	9-11	19'0" x 16'6"	579 cm x 503 cm
EC-648	MEC-648	Activity Playhouse	15-20	21'6" x 21'6"	655 cm x 655 cm
EC-108	MEC-108	Youth Shelter	4-6	9'0" x 5'0"	274 cm x 152 cm
EC-100A	N/A	Pass Through Arbor	n/a	8'6" x 8'6"	259 cm x 259 cm
EC-016	MEC-016	Breezeway Playhouse	4-6	19'0" x 17'0"	579 cm x 518 cm
EC-107	N/A	Three-sided Arbor	n/a	8'6" x 8'6"	259 cm x 259 cm

To view all BigToys and Earlyworks color palettes, please turn to page **EW48**.


WARNING: Installation over a hard surface such as concrete, asphalt, or packed earth may result in serious injury from falls.

Trike Path Traffic Signs


Signs include a moveable base and can be rearranged throughout the path's space or brought indoors. Trike path must be placed outside of use zone. Trike Path sign height is 37-1/2".




UP125 Stop




UP126 Yield




UP127 Railroad




UP157 Do Not Enter




UP128 School Zone




UP156 Arrow



UP153 Hazard Barrier*
*Mounted on (2) posts



UP154 Trike Parking



UP155 No Trikes



UP125 Stop



MEC-215 Street Sign

Model	Description
UP129	Package of 4 Signs*
*Includes Stop, Yield, Railroad, and School Zone signs	

Village Store Fronts



MEC-241
Dual Gas Pump Station



MEC-222
Gas Pump on Post



EC-048
House Panel



MEC-221
Café Panel



MEC-040P
Post Office Panel



MEC-040S
SCHOOL

MEC-040F
FIRE STATION

Post Office Panel also available in the above options

Wood	Recycled Metal & Plastic	Description	Space Required
EC-048	MEC-048	House Panel	4'6" x 1'6" 137 cm x 46 cm x 000 cm
EC-221	MEC-221	Café Panel	0'4" x 3'5" x 6'2" 10 cm x 104 cm x 188 cm
EC-040P	MEC-040P	Post Office Panel	0'7" x 4'6" 17 cm x 137 cm x 000 cm
EC-040S	MEC-040S	School Panel	0'7" x 4'6" 17 cm x 137 cm x 000 cm
EC-040F	MEC-040F	Fire Station Panel	0'7" x 4'6" 17 cm x 137 cm x 000 cm
EC-241	MEC-241	Dual Gas Pump Station	0'4" x 3'5" x 6'2" 10 cm x 104 cm x 188 cm
EC-222	MEC-222	Gas Pump on Post	0'10" x 0'7" x 2'1" 25 cm x 18cm x 188 cm

Trike Path

EW16



Spring
Riders
AVAILABLE
in colors
shown



MEC-129 Sea Horse Spring Rider



MEC-128 Dolphin Spring Rider



MEC-127 Motorcycle Spring Rider



MEC-120 MiniVan



MEC-125 Duo Spring Rider



MEC-130 Junior Synchro Spinner



EC-625 Moving Tunnels



MEC-109 Embankment Slide

Wood	Recycled Metal & Plastic	Description	Kid Capacity	Space Required	Fall Height
N/A	MEC-129	Sea Horse Spring Rider	1	15'1" x 13"	460 cm x 397 cm
N/A	MEC-128	Dolphin Spring Rider	1	15' x 13'7"	458 cm x 414 cm
N/A	MEC-127	Motorcycle Spring Rider	1	15'7" x 13'1"	475 cm x 399 cm
N/A	MEC-120	MiniVan	1	13'6" x 14'6"	411 cm x 442 cm
N/A	MEC-125	Duo Spring Rider	2	14'0" x 16'0"	427 cm x 488 cm
N/A	MEC-130	Junior Synchro Spinner	1	13'8" x 13'8"	417 cm x 417 cm
N/A	EC-625	Moving Tunnels	3-5	24'0" x 18'0"	732 cm x 549 cm
EC-109	MEC-109	Embankment Slide	2-4	17'6" x 16'6"	533 cm/503 cm

Sensory Motor

To view all BigToys and Earlyworks color palettes, please turn to page **EW48**.

WARNING: Installation over a hard surface such as concrete, asphalt, or packed earth may result in serious injury from falls.



Side 1



Side 2

Airplane Panel
MEC-035 (Metal & Plastic)
EC-035 (Wood)




EC-126 Helicopter (Color as shown)



66517 Flight Jet

Seating three in a row, the Flight Jet is a realistic adventure game with two turning steering wheels. Color as shown.



M59012 Cozy Coupe



M59027 School Bus



M59013 Freight Train

Model	Description	Space Required		Kid Capacity	Color
MEC-035	Airplane Panel	4'6" x 1'6"	137 cm x 46 cm	N/A	Playful/Natural
EC-126	Helicopter	17' x 20'	518 cm x 610 cm	2	As Shown
66517	Flight Jet	19'x 19'	580 cm x 580 cm	3	As Shown
M59013	Freight Train	6'6"L x 12'5"W x 4'8"H	198 cm x 378 cm x 142 cm	8	Yellow, Green, Blue, or Red
M59027	School Bus	3'2"L x 5'2"W x 5'1"H	97 cm x 157 cm x 155 cm	4	As Shown
M59012	Cozy Coupe	3'2"L x 5'2"W x 3'2"H	97 cm x 157 cm x 97 cm	4	Yellow, Green, Blue, or Red

Dramatic Play

EW18



M59-033 Ship's Bow Install as an independent activity or adjacent to your structure



M59-031 Flag Topper



66506 Sailboat Sandbox

Multiple seating areas surround this distinctive sailboat inspired sandbox, inviting kids to socialize as they hunt for buried treasure.

Wood	Recycled Metal & Plastic	Description	Space Required	Kid Capacity	Color
N/A	M59-033	Ship's Bow	21'10" x 17'10" 665 cm x 544 cm	8-10	Playful/Natural
59-031	M59-031	Flag Topper	N/A	n/a	Playful/Natural
N/A	66506	Sailboat Sandbox	18'6" x 21'1" 564 cm x 643 cm	10	As Shown


To view all BigToys and Earlyworks color palettes, please turn to page **EW48**.

WARNING: Installation over a hard surface such as concrete, asphalt, or packed earth may result in serious injury from falls.



MEC-046 TouchMath® Panel


The TouchMath Panel is an interactive outdoor play event created in partnership with Innovative Learning Concepts Inc. to bring learning outside to the playground!



Each TouchMath Panel comes with:

- Training Manual
- Classroom Sampler and Activity Panel Poster
- TouchMath Activity Panel Manual

For more information, please contact your local representative



EC-043 Finger Maze



MEC-044 Clock Panel



MEC-118 Labyrinth

Wood	Recycled Metal & Plastic	Description	Space Required
EC-046	MEC-046	TouchMath® Panel	0'7" x 4'6" 17 cm x 137 cm
EC-118	MEC-118	Labyrinth	0'7" x 4'6" 17 cm x 137 cm
EC-043	MEC-043	Finger Maze Panel	0'7" x 4'6" 17 cm x 137 cm
EC-044	MEC-044	Clock Panel	0'7" x 4'6" 17 cm x 137 cm



66519 Game Central Station



66507 Educational Activity Center

Model	Description	Dimensions	Space Required	Capacity	Color
66519	Game Central Station	9'8"L x 3'7"W x 3'6"H	9'8"L x 3'7"W x 3'6"H	8-12	As Shown
66507	Educational Activity Center	8'5"L x 4'6"W x 3'2"H	8'5"L x 4'6"W x 3'2"H	8-12	As Shown

Items above are available in recycled Metal & Plastic only.

Math & Counting

EW20






MBT-203 Single Art Mural
Portable option available



MEC-034
Puppet Theater Panel



MBT-206 Double Art Mural
Portable option available



MEC-117 Paint 'n Play



MEC-204 Eco Blocks Box with Sorter Lid
Includes 50 recycled plastic blocks, Storage Box and Lid. Available with Solid Lid.



MEC-005 Gallery Panel

ideal
for children's
documentation

Wood	Recycled Metal & Plastic	Description	Space Required	
EC-117	MEC-117	Paint 'n Play	0'7" x 4'6"	17 cm x 137 cm
BT-203	MBT-203	Single Art Mural	4'0" x 1'0" x 4'8"	121 cm x 46 cm x 142 cm
BT-205	MBT-205	Single Art Mural-Portable (not shown)	4'2" x 2'2" x 4'8"	127 cm x 66 cm x 142 cm
BT-206	MBT-206	Double Art Mural (not shown)	7'9" x 1'0" x 4'8"	236 cm x 46 cm x 142 cm
BT-207	MBT-207	Double Art Mural-Portable (not shown)	7'11" x 2'2" x 4'8"	241 cm x 66 cm x 142 cm
EC-034	MEC-034	Puppet Theater Panel	4'6" x 1'6"	137 cm x 46 cm
EC-005	MEC-005	Gallery Panel	3'4" x 1'6"	102 cm x 30 cm
N/A	MEC-203	Eco Blocks Box w/ Solid Lid	n/a	
N/A	MEC-204	Eco Blocks Box w/ Sorter Lid (shown)	n/a	

Arts & Loose Parts

BigToys
A PLAYCORE Company

To view all BigToys and Earlyworks color palettes, please turn to page **EW48**.

WARNING: Installation over a hard surface such as concrete, asphalt, or packed earth may result in serious injury from falls.

EW21



MEC-027 Climb & Discover Cave

Large openings offer crawl through points and allow easy interior supervision. Children will discover new nature details each time they play: mushrooms, turtle, lady bug, bird in nest, leaves, and more. Professional handholds available in 2 color schemes.



MEC-027N Letter & Number Handholds
Playful Color Palette



EC-244 Funny Bones



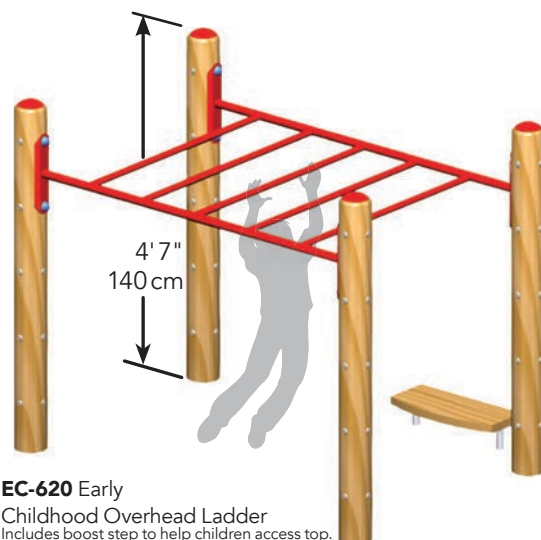
BT-260 Chatter Bug

Model	Description	Age Range	Kid Capacity	Space Required	Fall Height
MEC-027	Climb & Discover Cave (standard)	2-5 or 5-12	9	20' x 21' 700cm x 640cm	3'4" 102cm
MEC-027N	Climb & Discover Cave (letters & numbers)	2-5 or 5-12	9	20' x 21' 700cm x 640cm	3'4" 102cm
BT-260	Chatter Bug	2-5 or 5-12	3	19' 6" x 16' 0" 579cm x 488cm	1' 11" 58cm
EC-244	Funny Bones	2-5	2-5	15' 4" x 16' 2" 467cm x 493cm	2' 10" 86cm

Cozy Spots

EW22



**MEC-011** Crawl Through Tunnel**EC-011** Crawl Through Tunnel**MEC-105** Balance Beam**EC-115** Chinning Bars**EC-635** Expanded PlayShell Climber**EC-620** Early Childhood Overhead Ladder
Includes boost step to help children access top.

Wood	Recycled Metal & Plastic	Description	Kid Capacity	Space Required		Fall Height
EC-011	MEC-011	Crawl Through Tunnel	2-4	4' 6" x 3' 0"	137 cm x 91 cm	3' 0" 91 cm
EC-105	MEC-105	Balance Beam	3	21' 0" x 15' 0"	640 cm x 457 cm	1' 0" 31 cm
EC-115	MEC-115	Chinning Bars	4	21' 6" x 12' 6"	655 cm x 381 cm	4' 9" 145 cm
N/A	EC-635	Expanded PlayShell	12-15	23' 0" x 19' 6"	701 cm x 594 cm	2' 6" 76 cm
EC-620	EMC-620	Early Childhood Overhead Ladder	2-4	16' 6" x 19'	582 cm x 511 cm	4' 7" 140 cm

Gross Motor

To view all BigToys and Earlyworks color palettes, please turn to page **EW48**.

WARNING: Installation over a hard surface such as concrete, asphalt, or packed earth may result in serious injury from falls.



Custom Arch Sign
BTC51 1-sided **BTC52** 2-sided

Create your own graphics for a welcome sign, age appropriateness sign, or donor recognition sign for your playground using fiberglass technology!



Standard Fiberglass
 Welcome Sign

Available for ages:

- **UP102** 6-23 months
- **UP103** 6-23 months or 2-5 years
- **UP104** 2-5 years
- **UP105** 2-5 or 5-12 years
- **UP106** 5-12 years



MEC-003 Caregiver Bench 5' x 1'9" (152 cm x 53 cm)
 100% recycled plastic lumber slats with a powder coated black steel frame.



MEC-001 Kid Bench 2' x 1'4" / 61 cm x 41 cm
 100% recycled plastic lumber slats with a powder coated black steel frame.



MEC-002 Kid Seat 2' x 1'4" / 61 cm x 41 cm
 100% recycled plastic lumber slats with a powder coated black steel frame.



MEC-024 Friendship Table Smooth Top
 3' x 3' / 91 cm x 91 cm
 3/4" HDPE with smooth top for writing or traditional slat top.



BT-001 PlayCounter & Bench
 4'6" x 2'8" / 137 cm x 82 cm



358PS-PLP Portable Preschool Table

The Portable Preschool Table is 20" (51 cm) high and comes in a 46" (117 cm) octagon, round or square top with rounded corners. This table is also available as a learning table with full alphabet and numbers 0-9 to compliment your early childhood setting.

- 1-5/8" O.D. (4 cm) all MIG welded pipe with 1-1/16" O.D. (2.7 cm) brace
- Walk through design
- All stainless steel hardware

Model	Description	Dimensions
358PS-PLP	46" (117 cm) Learning Table	78" x 78" x 20" 199 cm x 199 cm x 51 cm

Portable Child's and Standard Size Benches

- Diamond pattern
- Thermoplastic green or blue coating with powder coated black frame
- 1-1/16" (2.7 cm) O.D. brace
- All stainless steel hardware

Model	Description	Dimensions
940PPS-V3	3' Portable Child's Bench	36" x 20" x 25" 92 cm x 51 cm x 64 cm
940P-V6	6' Standard Size Bench	72" x 26" x 38" 183 cm x 66 cm x 97 cm
940P-V8	8' Standard Size Bench	96" x 26" x 38" 244 cm x 66 cm x 97 cm



940P-V6 Standard Size Bench

- 6' (183 cm) or 8' (244 cm) portable bench
- 18" (46 cm) high seating
- 2-3/8" (6 cm) O.D. frame

940PPS-V3 3' Portable Child's Bench

- 3' (92 cm) portable bench
- 12" (30 cm) high seating
- 1-5/8" (4 cm) O.D. frame



158PS-V6 Child's Picnic Table

- 4' (122 cm) or 6' (183 cm) portable preschool table with rounded corners
- 12" (30 cm) high seating, 20" (51 cm) high table
- 1-5/8" (4 cm) O.D. frame
- Thermoplastic green or blue coating w/ powder coated black frame
- All stainless steel hardware
- Diamond pattern
- 1" (2.5 cm) O.D. brace

Model	Description	Dimensions
158PS-V4	4' (117 cm) Child's Picnic Table	48" x 70" x 20" 122 cm x 178 cm x 51 cm
158PS-V6	6' (117 cm) Child's Picnic Table	72" x 70" x 20" 183 cm x 178 cm x 51 cm



238-V6 Standard Size Table

- 6' (183 cm) or 8' (244 cm) portable table
- 18" (46 cm) high seating, 30" high table
- Thermoplastic green or blue coating with powder coated black frame
- All stainless steel hardware
- 1" (2.5 cm) O.D. brace
- Diamond pattern
- 2-3/8" (6 cm) O.D. frame

Model	Description	Dimensions
238-V6	6' Rectangular Table	72" x 70" x 30" 183 cm x 178 cm x 77 cm
238-V8	8' Rectangular Table	96" x 70" x 30" 244 cm x 178 cm x 77 cm



940-P6-BB 6' Buddy Bench

2-3/8" O.D. MIG welded Frame. Available in 6' and 8' Lengths. Seat available in Diamond(V) or Perforated(P) pattern.

Benches & Tables



EW25




A PLAYCORE Company

What is **snug play**?

Snug Play is a new approach to play spaces that allows children of all ages to play to their own ability. With no right or wrong way to play, children can create a dynamic play space that stimulates spontaneous play and cooperation as they create endless configurations. Requiring no installation, the Snug Play elements combine soft and rigid surfaces for a tactile play experience that can be used indoors or outside.

Create fun.



Play systems powered by a **child's imagination.**



snug play systems

Choose from **5 unique systems** to bring creative, loose parts play opportunities to your facility.



Snug Play

Visit our website to learn more and watch videos of Snug Play in use at www.snugplayusa.com

EW26

Add unique **topography**

to the play space by integrating the **Snug Play Mound and Loop Combos**. Transform the landscape to inspire creative play that allows children to create and experience various levels of terrain, limited only by their imagination.

Check out all of our kits at snugplayusa.com



Snug Play USA systems are ideal for early childhood centers, supervised parks, schools, community centers, festivals, special events, museums, therapeutic areas, and much, much more.

SNUG SHOWCASE

Snug Play has been Independently evaluated by the National Lekotek Center.

The National Lekotek Center is a not-for-profit organization that uses interactive play experiences, and the learning that results, to promote the inclusion of children with special needs into family and community life.

able play RATING	
PlayCore, Inc. SNUG serial #PC35-SN06-0901-10	
DISABILITY CATEGORY	RATING (1-5)
Sensory	★★★★★
Communicative	★★★★★
Physical	★★★★★
Cognitive	★★★★★
www.ableplay.org	
Play products for children with special needs Independent evaluation by National Lekotek Center	



EW27



UP133 natural

Crawl & Toddle

featuring Coated Steel Platform or Comfy Tuff™

Crawl & Toddle combines creative and fun elements of development for children under two. Handholds are placed throughout to provide support for new walkers and cruisers. Features include: spinning shapes and gears, bubble panel, mirror and more!

Steel Platform: UP133 natural | UP132 playful

Comfy Tuff Platform: UP130 playful | UP131 natural


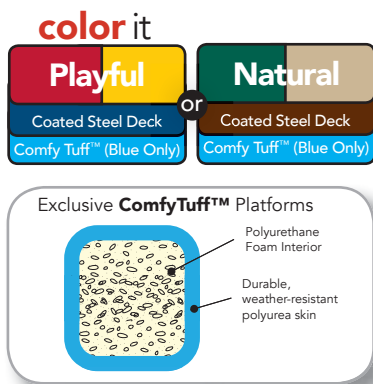
Dimensions: 5'2"L x 3'8"W x 2'9"H | 157 cm x 112 cm x 84 cm

Kid Capacity: 8

Use Zone: 11'2" x 9'8" | 340 cm x 295 cm

Meets ASTM F2373 standards and CPSC standards for ages 6-23 months.

*Surface Mount and Inground packages sold separately.



UP133 natural (Top View)



UP130 playful with ComfyTuff™
(Back View)

Cruise-a-Long

featuring Coated Steel Platform or Comfy Tuff™

Cruise-a-Long is similar to the Crawl & Toddle, but great for slightly smaller spaces. The Cruise-a-Long features a cruise rail, spinning gears, bubble panel, and ball chute!

Steel Platform: UP139 natural | UP138 playful

Comfy Tuff Platform: UP137 natural | UP136 playful

Dimensions: 4'8"L x 2'6"W x 2'9"H | 142 cm x 76 cm x 84 cm

Kid Capacity: 6

Use Zone: 11'2" x 8'1" | 340 cm x 246 cm

*Surface Mount and Inground packages sold separately.



*Not for installation over hard surfaces such as concrete, asphalt, or packed earth. Refer to ASTM F2373 for public and supervised surfacing and use zone requirements. ASTM F2373 is available for purchase at www.astm.com.

6 to 23 Months

EW28





Mirror



Spinning Flowers



Spinning Game

Developmental Benefits Include:

- Object Recognition
- Expressive/Receptive Language Skills
- Cause-and-Effect
- Fine Motor Skills
- Gross Motor Skills
- Dramatic Play



The Big Outdoors

The Big Outdoors allows young tots to recognize familiar objects from their own backyards. With recycled deck slats for flooring, the Big Outdoors provides a unique venue for exploration.

Colors (as shown):	UP146
Dimensions:	6'9" L x 3'4" W x 2'3" H 206 cm x 102 cm x 69 cm
Kid Capacity:	16
Use Zone:	9'4" x 12'9" 284 cm x 389 cm

*Surface Mount and Inground packages sold separately.



Learn-a-Lot

Play Station & Sensory Wall

Learn-a-Lot is perfect for use indoors or out, and provides a varietal addition to any play space. The 4 panel Learn-a-Lot can be configured in a square or zig-zag, depending on preference.



Front View

Back View



2 Panel:	UP149 playful UP150 natural
Dimensions:	6'2" L x 6'7" W x 11" H 188 cm x 201 cm x 61 cm
Capacity:	8 children
Suggested Space Required:	12'9" x 12'9" 389 cm x 389 cm

4 Panel:	UP142 playful UP143 natural
Dimensions:	6'2" L x 6'7" W x 11" H 188 cm x 201 cm x 61 cm
Capacity:	16 children
Suggested Space Required:	12'9" x 12'9" 389 cm x 389 cm

*Surface Mount and Inground packages sold separately.



ultraPLAY
A PLAYCORE Company

EW29



WARNING: Installation over a hard surface such as concrete, asphalt, or packed earth may result in serious injury from falls.



MEC-009 Kinder Crossing
Features: Pull-up Bar, Spinning Disc, Mirror, Bubble, Tactile Balls & Sliding Shapes.
Only available in recycled metal & plastic.



EC-010 Peek 'n Play Features: Music, Mirror, and Window.
Available in conditioned wood or recycled metal & plastic.



EC-017 Toddler Pull-up Bar

EC-015
Crawl Through
Playhouse



MEC-012 Toddler
Pull-up Mirror



MEC-013 Freestanding Bubble Panel




EC-104 Wall Mount Mirror

Wood	Recycled Metal & Plastic	Description	Kid Capacity	Space Required	Fall Height	
N/A	MEC-009	Kinder Crossing	8	17'6" x 15'0"	533 cm x 457 cm	10" 26 cm
EC-010	MEC-010	Peek 'n Play	6-8	8' 6" x 4' 6"	259 cm x 137 cm	ground level
EC-017	MEC-017	Toddler Pull-up Bar	2-4	4' 6" x 0' 11"	137 cm x 28 cm	ground level
EC-015	MEC-015	Crawl through Playhouse	6-8	5'0" x 5'0"	152 cm x 152 cm	ground level
EC-012	MEC-012	Toddler Pull-up Mirror	1-2	4' 6" x 0' 9"	137 cm x 23 cm	ground level
EC-013	MEC-013	Freestanding Bubble Panel	1-2	4' 6" x 1' 6"	137 cm x 46 cm	ground level
EC-104	MEC-104	Wall Mount Mirror	1-2	n/a		ground level

6 to 23 Months

EW30



MEC-229
Window Sensory Box



MEC-226 Mirror Sensory Box



MEC-228 Shapes Sensory Box




MEC-227 Bead Sensory Box



MEC-242 Rock & Glide-Single
Coated chains provide a comfortable grip for small hands



MEC-243 Rock & Glide-Double
Coated chains provide a comfortable grip for small hands



MEC-231
Single Tot Drum

Model	Description	Age Range	Capacity	Space Required	Fall Height
MEC-242	Rock & Glide-Single	6-23 months	1	19'0" x 14'5" x 3'8" 579 cm x 440 cm x 112 cm	4' 122 cm
MEC-243	Rock & Glide-Double	6-23 months	2	23'3" x 14'5" x 3'8" 706 cm x 440 cm x 112 cm	4' 122 cm
MEC-227	Bead Box	6-23 months	6-8	4'0" x 1'4" x 1'9" 121 cm x 41 cm x 53 cm	ground level
MEC-226	Mirror Box	6-23 months or 2-5 years	8	4'0" x 1'4" x 1'9" 121 cm x 41 cm x 53 cm	ground level
MEC-228	Shapes Box	6-23 months	2-4	4'0" x 1'4" x 1'9" 121 cm x 41 cm x 53 cm	ground level
MEC-229	Window Box	6-23 months	1-2	4'0" x 1'4" x 1'9" 121 cm x 41 cm x 53 cm	ground level
MEC-231	Single Tot Drum	6-23 months or 2-5 years	2	1'2" x 1'2" x 8" 36 cm x 36 cm x 20 cm	ground level

Items on this page are available in recycled Metal & Plastic only.
See **Page E37** to view play structures that meet the 6-23 month standard

BigToys
A PLAYCORE Company

To view all BigToys and Earlyworks color palettes, please turn to page **EW48**.

WARNING: Installation over a hard surface such as concrete, asphalt, or packed earth may result in serious injury from falls.

EW31



*Freestanding equipment not included

EarlyWorks Structures | 2-5

EarlyWorks structures can be integrated with trike paths, child-friendly plantings, and other site features to create unique play environments that bring learning outdoors.

EW32

The Playground, Shade and Surfacing Depot

(855) 585-4636 | sales@theplaygrounddepot.com


www.theplaygrounddepot.com



Hamlet

Conditioned Wood	EC-735
Recycled Metal & Plastic	MEC-735
Age	2-5
Color	Natural
Capacity	25-29
Fall Height	4'0" / 122 cm
Activities	12 Events
Accessibility*	Elevated and ground level requirements for ADA are met
ASTM Use Zone	26'6" x 31'0" / 807cm x 945 cm

green summary 

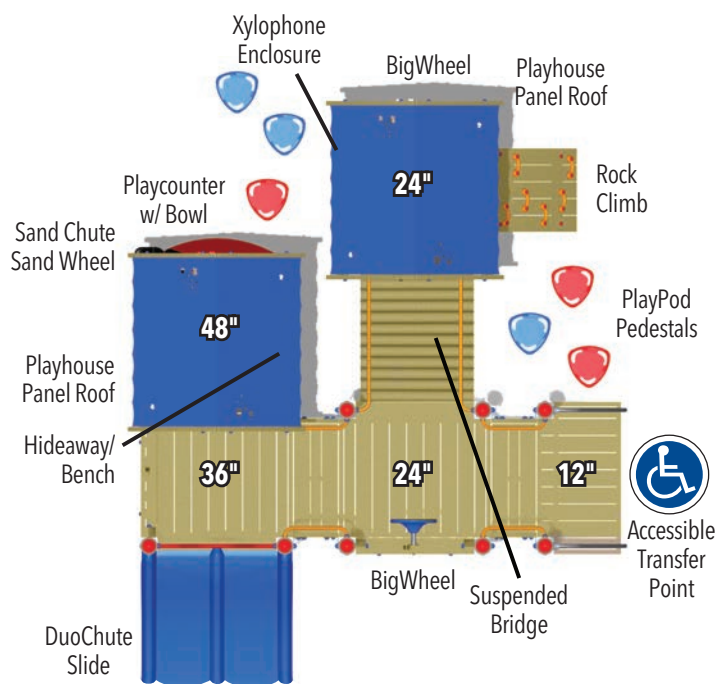
 **Recycled Content 81%**

 **Milk Jugs 16,272**

 **Scrap Metal 622 lbs.**

 **Wood Option 83% FSC Content**

TOP VIEW (Playful Palette)



Mountainside Children's Center
Framingham, Massachusetts

BigToys
A PLAYCORE Company

EW33

To view all BigToys and Earlyworks color palettes, please turn to page **EW48**.



WARNING: Installation over a hard surface such as concrete, asphalt, or packed earth may result in serious injury from falls.



The Bright School | Chattanooga, Tennessee



Resort

Conditioned Wood	EC-434
Recycled Metal & Plastic	MEC-434
Age	2-5
Color	Woodland
Capacity	30-40
Fall Height	4'0" / 122 cm
Activities	8 Events
ASTM Use Zone	31'11" x 28'6" 973cm x 867 cm

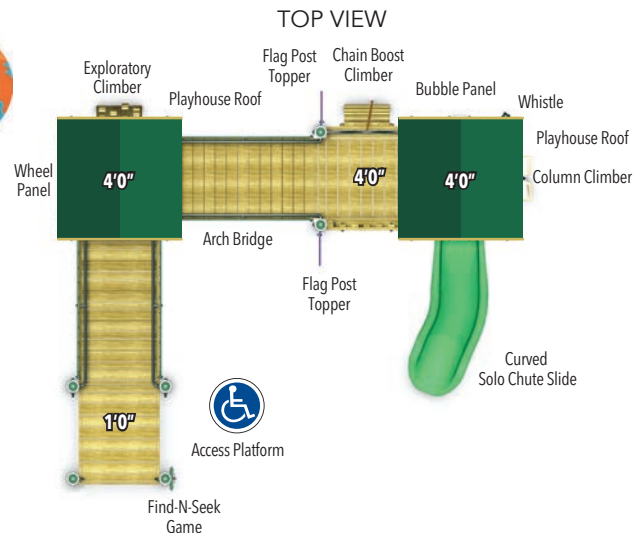
green
summary

Recycled Content
62%

Milk Jugs
6,853

Scrap Metal
265 lbs.

Wood Option
64%
FSC Content



The Bright School in Chattanooga envisioned a playground for their pre-K class that would blend naturally into the surrounding environment. The Resort conditioned wood structure coupled with two-toned, poured-in-place surfacing achieved their objective by incorporating the look of an island tree house surrounded by make-believe water, taking recess time to a whole new level.



Rocky Top

Conditioned Wood	EC-403
Recycled Metal & Plastic	MEC-403
Age	2-5 years
Color	Playful
Capacity	19-21
Fall Height	3'0" / 92 cm
Activities	5 Events
ASTM Use Zone	28'0" x 25'6" / 853cm x 777 cm



Discovery

Conditioned Wood	EC-401
Recycled Metal & Plastic	MEC-401
Age	2-5 years
Color	Natural
Capacity	18-20
Fall Height	3'0" / 92 cm
Activities	8 Events
ASTM Use Zone	36'0" x 21'6" / 1097 cm x 655 cm

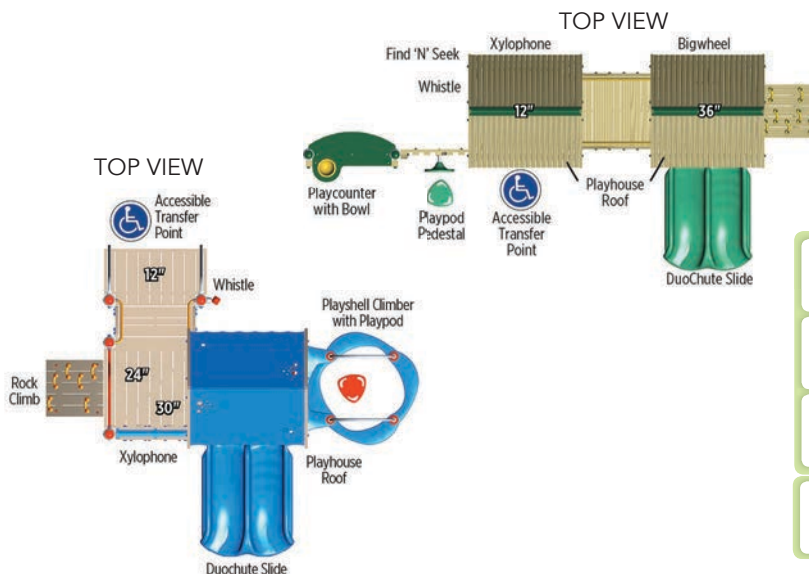
green summary

Recycled Content **77%**

Milk Jugs **8,440**

Scrap Metal **334 lbs.**

Wood Option **76%** FSC Content



green summary

Recycled Content **85%**

Milk Jugs **9,656**

Scrap Metal **366 lbs.**

Wood Option **84%** FSC Content



Port Fun Playground | Mathews, Virginia



Bungalow

Conditioned Wood	EC-670-10
Recycled Metal & Plastic	MEC-670-10
Age	2-5
Color	Coastal
Capacity	15-20
Fall Height	3'0" / 91 cm
Activities	7 Events
ASTM Use Zone	32'7" x 27'1" 993cm x 826 cm

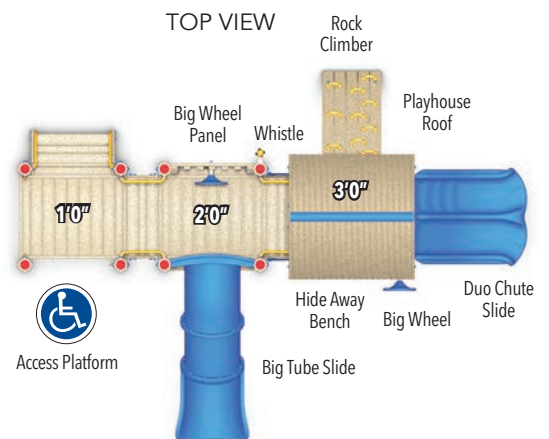
green
summary

Recycled Content
78%

Milk Jugs
7,584

Scrap Metal
225 lbs.

Wood Option
74%
FSC Content

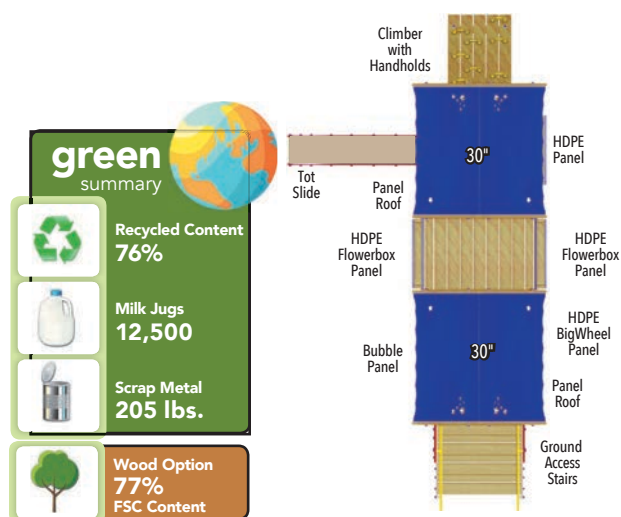


EW36




Tot City

Conditioned Wood	EC-205
Recycled Metal & Plastic	MEC-205
Age	6 to 23 months or 2-5 years
Color	Natural
Capacity	12-14
Fall Height	2'6" / 77 cm
Activities	7 Events
ASTM Use Zone	31'6" x 21'6" / 960cm x 655 cm



Tot Town

Conditioned Wood	EC-201
Recycled Metal & Plastic	MEC-201
Age	6 to 23 months or 2-5 years
Color	Playful
Capacity	10-12
Fall Height	2'6" / 77 cm
Activities	3 Events
ASTM Use Zone	24'6" x 17'0" / 747 cm x 518 cm



To view all BigToys and Earlyworks color palettes, please turn to page **EW48**.



WARNING: Installation over a hard surface such as concrete, asphalt, or packed earth may result in serious injury from falls.



Amy's Playground | Rockwell, Texas




Cabana

Conditioned Wood	EC-650	 EC-650-10
Recycled Metal & Plastic	MEC-650	 MEC-650-10
Age	2-5	
Color	Playful	
Capacity	10-12	
Fall Height	4'3" / 130 cm	
Activities	4 Events	
ASTM Use Zone	24'6" x 22'6" / 747cm x 686 cm	
ASTM Use Zone(ADA)*	29'6" x 22'6" / 899 cm x 686 cm	




green
summary




Recycled Content
66%



Milk Jugs
2,064

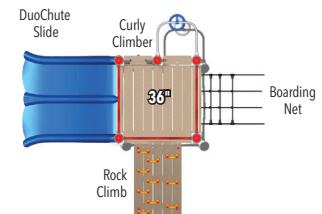


Scrap Metal
328 lbs.

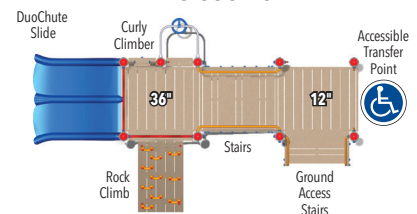


Wood Option
68%
FSC Content

TOP VIEW (Shown)



TOP VIEW (Optional ADA)
MEC-650-10



Looking for a compact playground for an early childhood center or pocket park? The Cabana is designed to pack a lot of play into a very small space. Available as shown or in an optional ADA version, this playground provides dual slides, and three different climbing activities, to maximize fun!



Burrow

Conditioned Wood	EC-438
Recycled Metal & Plastic	MEC-438
Age	2-5
Color	Natural
Capacity	30-40
Fall Height	4'0" / 122 cm
Activities	12 Events
ASTM Use Zone	31'6" x 26'9" 960cm x 815 cm

green
summary

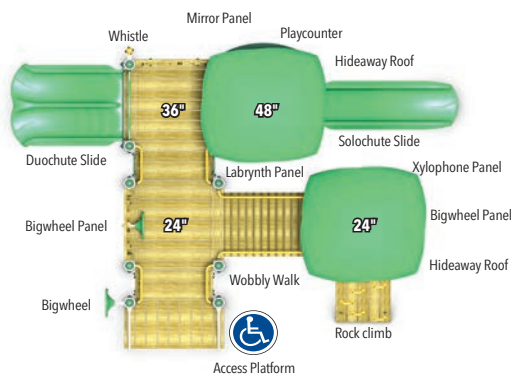
Recycled Content 72%

Milk Jugs 11,376

Scrap Metal 388 lbs.

Wood Option 72% FSC Content

TOP VIEW



To view all BigToys and Earlyworks color palettes, please turn to page **EW48**.

WARNING: Installation over a hard surface such as concrete, asphalt, or packed earth may result in serious injury from falls.



Flowerhill Promenade | Del Mar, California



Chalet

Conditioned Wood	EC-655
Recycled Metal & Plastic	MEC-655
Age	2-5
Color	Natural
Capacity	10-12
Fall Height	3'0" / 92 cm
Activities	4 Events
ASTM Use Zone	20'6" x 29'6" 625 cm x 354 cm

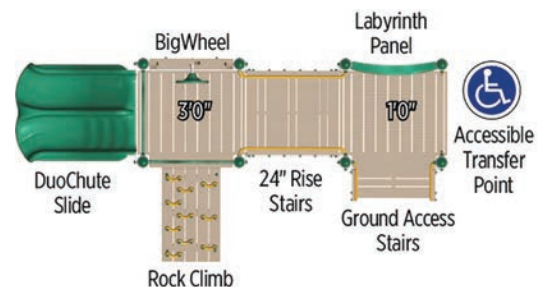
green
summary

Recycled Content
69%

Milk Jugs
4,192

Scrap Metal
182 lbs.

Wood Option
64%
FSC Content



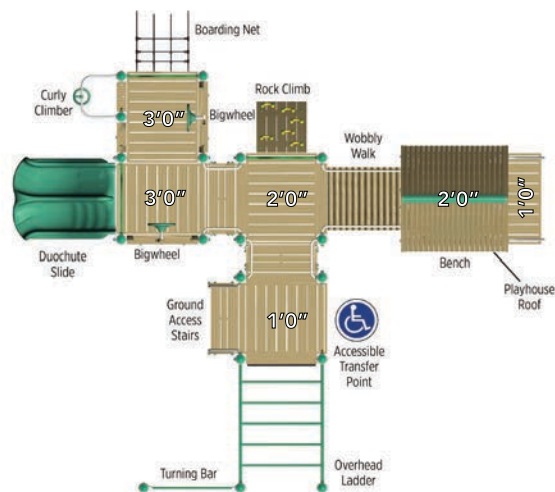
Flowerhill Promenade, located in southern California, wanted to provide a place where parents could relax and watch their children play. After an afternoon of enjoying this upscale, outdoor shopping mall, the Chalet play structure is like a magnet that catches children's attention with the whimsical, sea-themed surfacing and engaging play activities.

EW40



green
summary

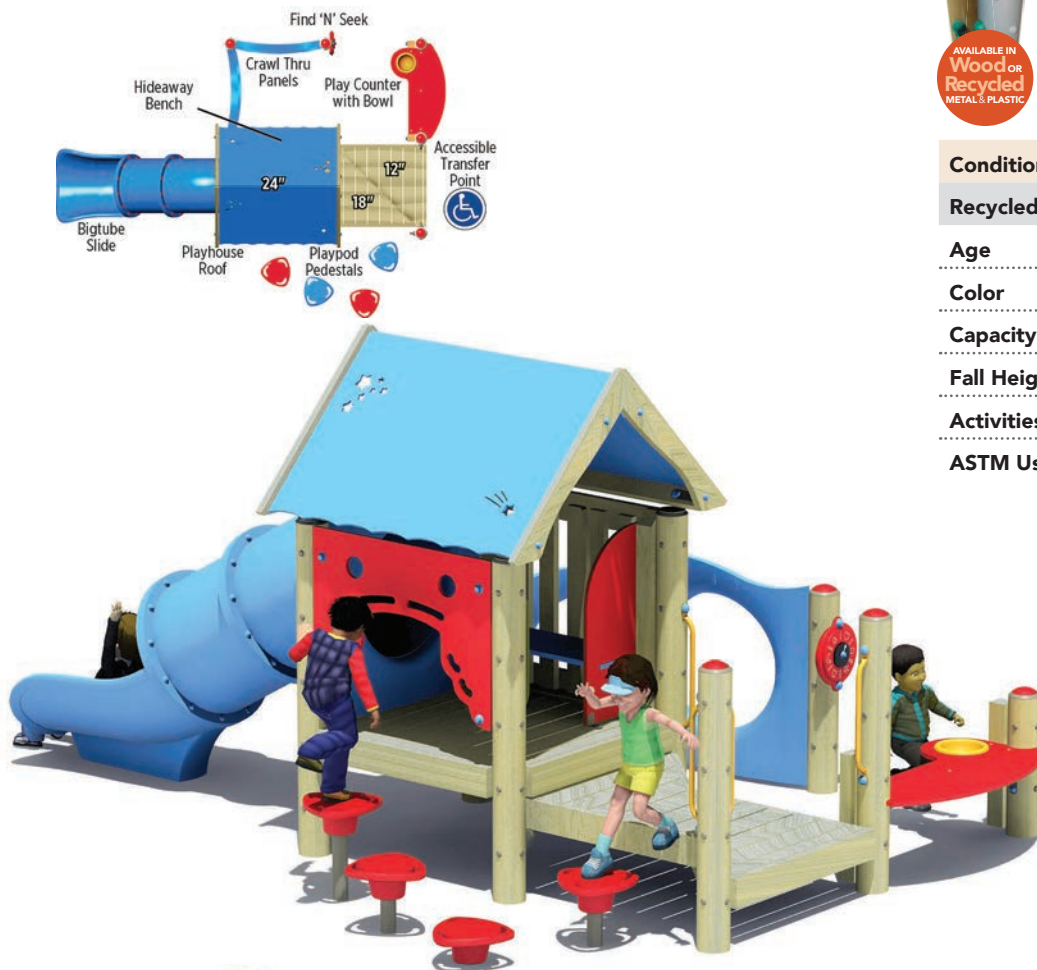
- Recycled Content **80%**
- Milk Jugs **10,896**
- Scrap Metal **591 lbs.**
- Wood Option **81%**
FSC Content



BigToys®
A PLAYCORE Company

WARNING: Installation over a hard surface such as concrete, asphalt, or packed earth may result in serious injury from falls.

EW41



Hideaway

Conditioned Wood	EC-400
Recycled Metal & Plastic	MEC-400
Age	2-5
Color	Playful
Capacity	16-18
Fall Height	2'0" / 61 cm
Activities	6 Events
ASTM Use Zone	23'6" x 28'0" 716cm x 853cm

green summary



Recycled Content
62%



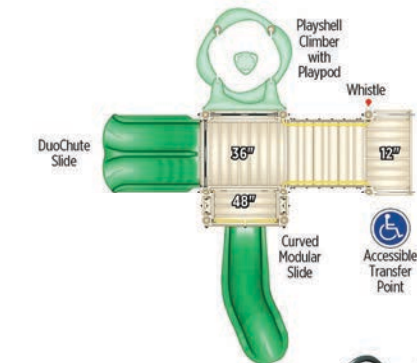
Milk Jugs
4,600



Scrap Metal
256 lbs.



Wood Option
76%
FSC Content



Buckaroo

Conditioned Wood	EC-402
Recycled Metal & Plastic	MEC-402
Age	2-5
Color	Natural
Capacity	18-20
Fall Height	4'0" / 122 cm
Activities	4 Events
ASTM Use Zone	28'0" x 29'6" 583cm x 899cm

green summary



Recycled Content
68%




Milk Jugs
5,368



Scrap Metal
334 lbs.



Wood Option
62%
FSC Content



EW42



Dashpoint Park | Dashpoint, Washington



SS Big Toy

Conditioned Wood	EC-712
Recycled Metal & Plastic	MEC-712
Age	2-5
Color	Playful
Capacity	22-24
Fall Height	4'0" / 122 cm
Activities	9 Events
Accessibility	Elevated and ground level requirements for ADA are met
ASTM Use Zone	39'0" x 30'0" 1188cm x 914 cm

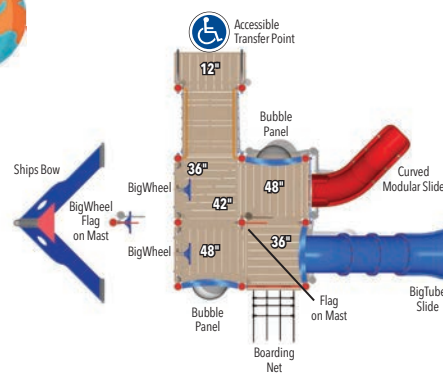
green summary 

 **Recycled Content**
73%

 **Milk Jugs**
7,136

 **Scrap Metal**
442 lbs.

 **Wood Option**
63% FSC Content



BigToys
A PLAYCORE Company

To view all BigToys and Earlyworks color palettes, please turn to page **EW48**.

WARNING: Installation over a hard surface such as concrete, asphalt, or packed earth may result in serious injury from falls.

Merriment

Conditioned Wood	EC-420
Recycled Metal & Plastic	MEC-420
Age	2-5
Color	Woodland
Capacity	15-20
Fall Height	4'0" / 122 cm
Activities	4 Events
ASTM Use Zone	33'4" x 23'8" / 1016 cm x 721 cm



West Hills

Conditioned Wood	EC-418
Recycled Metal & Plastic	MEC-418
Age	2-5
Color	Playful
Capacity	25-30
Fall Height	3'0" / 91 cm
Activities	7 Events
ASTM Use Zone	31'10" x 24'2" / 1349 cm x 1057 cm



Double Dutch

Conditioned Wood	EC-422
Recycled Metal & Plastic	MEC-422
Age	2-5
Color	Woodland
Capacity	15-20
Fall Height	4'0" / 1219 cm
Activities	4 Events
ASTM Use Zone	27'9" x 25'0" / 846 cm x 762 cm

under
\$15,000

Quick Picks

EW44



Victory

Conditioned Wood	EC-412
Recycled Metal & Plastic	MEC-412
Age	2-5
Color	Natural
Capacity	25-30
Fall Height	5'0" / 153 cm
Activities	8 Events
ASTM Use Zone	38'7" x 26'10" / 463 cm x 322 cm



Delight

Conditioned Wood	EC-413
Recycled Metal & Plastic	MEC-413
Age	2-5
Color	Playful
Capacity	45-50
Fall Height	5'0" / 152 cm
Activities	10 Events
ASTM Use Zone	37'10" x 29'9" / 1128 cm x 907 cm



Hide & Seek

Conditioned Wood	EC-421
Recycled Metal & Plastic	MEC-421
Age	2-5
Color	Playful
Capacity	40-50
Fall Height	4'0" / 122 cm
Activities	16 Events
ASTM Use Zone	44'3" x 34'8" / 1349 cm x 1057 cm

\$15,000
to
\$30,000

To view all BigToys and Earlyworks color palettes, please turn to page **EW48**.



WARNING: Installation over a hard surface such as concrete, asphalt, or packed earth may result in serious injury from falls.



Ultimate Protection from Nature's Elements

UltraSite™ offers **UltraShade™**, a wide variety of high-quality engineered shade products that protect from many of Mother Nature's elements; Sun, Heat, Hail, and UV Rays. With both standard and custom-designed options, an UltraSite sales representative will guide you through a simplified process of providing a shade that protects your recreation investment and your community.

UltraShade™ pre-engineered shade structures are shipped as a pre-fabricated package. We recommend that installation be performed by trained, highly skilled professionals.

Some of the features of UltraShade's structures include:



All Steel tubing and bolts meet or exceed ASTM standards



Framework is engineered to withstand wind gusts up to 90 mph with fabric and up to 150 mph with fabric removed



Structures are free of sharp edges and corners



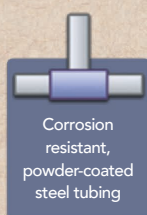

Optional Quick Release elbows permit a quicker method of attachment and removal of fabric



ASTM standards recommend shade for early childhood play areas. By integrating shade over the play space, children are offered increased protection from the sun and harmful UV rays. With options of both standard shapes and custom-designed structures, your early childhood specialist will guide you through a simplified process of providing the appropriate shade that helps protect your recreation investment and your youngest constituents.

Shade

EW46





Comfortable spaces for community places

UltraSite® offers **UltraShelter™**, a full spectrum of shelter designs that create community spaces while helping protect patrons from many of nature's elements. As an AISC certified facility, UltraSite is committed to providing the highest quality standards for your shelter project. With both standard and custom designed structures, to more decorative architectural designs, an UltraSite sales representative will guide you through a simplified process of providing a unique shelter that protects your recreation investment and your community.



Octagon



Octagon 2-Tier



Hexagon



Hexagon 2-Tier



Gable Rectangle 2-Tier



Square



Hip Rectangle



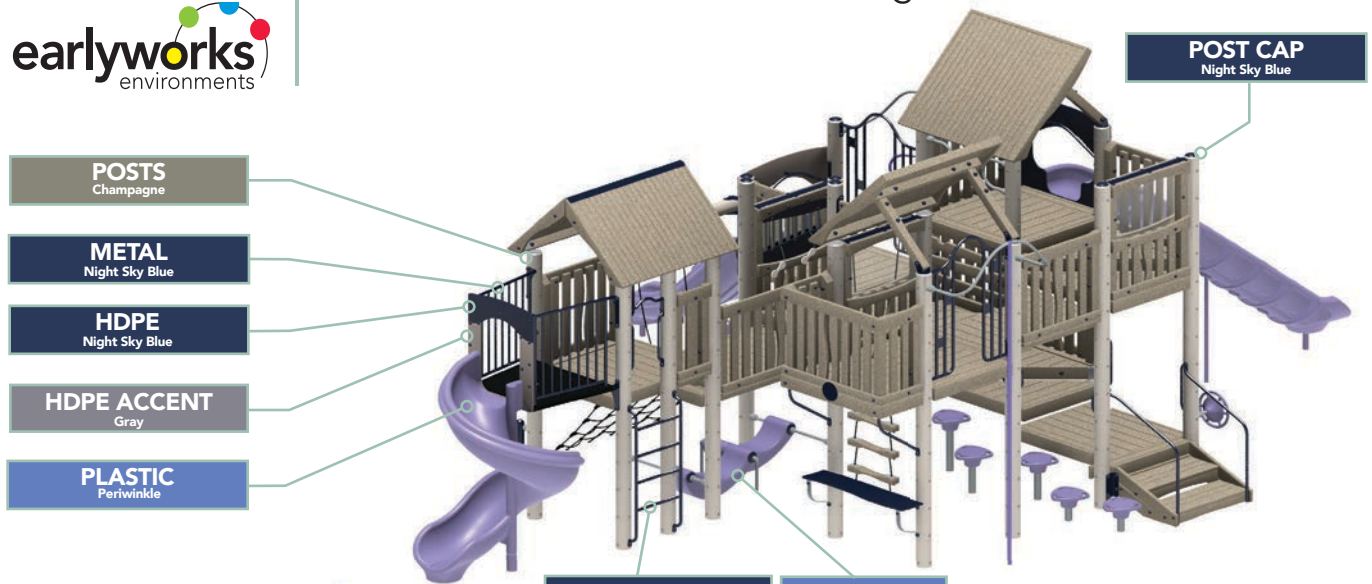
Gable Rectangle 2-Tier

Shelter

The **UltraShelter®** line includes: Square, Square 2-Tier, Gable Rectangular, Gable Rectangular 2-Tier, Hip Rectangular, Hexagon, Hexagon 2-Tier, Octagon, Octagon 2-Tier, and custom designs in a variety of sizes.

Standard Color Palettes

Available on structures for children ages 2-5 or 5-12



PLAYFUL

PLASTIC	
Red	Sky Blue
HDPE	
Red	Blue
METAL	
Red	Sky Blue Butterscotch
POSTS	POST CAP
Champagne	Red



WOODLAND

PLASTIC	
Green	Gray
HDPE	
Green	Gray
METAL	
Green	Dark Green
POSTS	POST CAP
Champagne	Dark Green



NATURAL

PLASTIC	
Green	Gray
HDPE	
Green	Blue
METAL	
Green	Dark Green Butterscotch
POSTS	POST CAP
Champagne	Dark Green



BAJA

PLASTIC	
Green	Orange
HDPE	
Night Sky Blue	Gray
METAL	
Night Sky Blue	Orange
POSTS	POST CAP
Champagne	Orange

EW48

Standard Component Colors

Upright Post Material Options



Recycled Metal



Conditioned Wood

Deck Material Options



Recycled Plastic



Conditioned Wood

Integrated Shade Color Options



Rain Forest Green

Royal Blue

Navy Blue

Net/Rope Color Options




Red

Free-standing Pyramid Nets Only

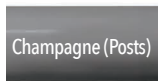


Black

Metal Color Options



Gray



Champagne (Posts)



Red



Plum



Orange



Butterscotch



Night Sky Blue



Sky Blue



Periwinkle



Dark Green



Light Green



Galvanized*

*Unpainted galvanized metal used for occasional accents

Roto Molded Plastic Color Options

Slides, playshells, tunnels, and select roofs



Sky Blue



Night Sky Blue



Red



Burnt Orange



Periwinkle



Plum



Green



Dark Green



Gray

High Density Polyethylene (HDPE) Plastic Color Options

Available in 1-color panels or 2-colors for graphics



G-W



G-B



Green



R-W

Red-White



BL-W

Blue-White



Yellow



Blue



Red



Gray



MEADOW

PLASTIC

Plum Night Sky Blue Periwinkle

HDPE

Blue Gray

METAL

Night Sky Blue Plum

POSTS POST CAP

Champagne Night Sky Blue



COASTAL

PLASTIC

Periwinkle Gray

HDPE

Blue Gray

METAL

Night Sky Blue Periwinkle

POSTS POST CAP

Champagne Night Sky Blue

Playground Surfacing

We can help you choose the right surfacing for your unique play area by working closely with you to discover usage statistics, budget, site specific conditions, and desired outcomes.

Value ● Moderate ● Premium ●



Poured In Place (PIP) Rubber

- Superior impact absorption
- Easily customized with graphic design and color
- Resilient non-skidding surface
- Utilizes recycled products

Price	●
Required Maintenance	●
Site Preparation	●
Longevity	●



Turf

- Natural looking but padded to meet ASTM regulations for fall attenuation
- Looks like grass without all the maintenance and mowing
- Innovative coating system penetrates yarn for enduring resilience
- Available in varying piles and colors to fulfill specific play area needs

Price	●
Required Maintenance	●
Site Preparation	●
Longevity	●



Tile

- Offered in standard or Secure Lock patented interlocking design
- Allows for easy replacement
- Multiple colors options
- Custom edging and accessible ramps also available



Price	●
Required Maintenance	●
Site Preparation	●
Longevity	●



Bonded Rubber

- Made of clean recycled shredded rubber coated and mixed with binder
- Excellent option to fill accessibility need
- Seamless installation at various depths

Price	●
Required Maintenance	●
Site Preparation	●
Longevity	●



Shredded Rubber

- Durable with great impact attenuation
- Made from clean, wire-free shredded rubber and will not decompose
- Available in multiple color options
- Easily installed without outsourced labor

Price	●
Required Maintenance	●
Site Preparation	●
Longevity	●



Engineered Wood Fiber (EWF)

- Economical surfacing option
- Requires periodic maintenance to retain required depth
- Can be installed easily
- Will meet accessibility standards if maintained and compacted

Price	●
Required Maintenance	●
Site Preparation	●
Longevity	●



Park Timbers (Black only)

Park Timbers are available in both 8" and 12" heights.

PT412	4' Straight, 12" High
PT48	4' Straight, 8" High
PTLA	Left Adapter
PTRA	Right Adapter
PT8C	8" Connector
PT12C	12" Connector
PTAC	Accessible Park Timber
PTAC1	Accessible Park Timber w/ Adapter

EW50



NatureCurb

Bring the look of nature to your playground. The log themed curb is a perfect addition. Available in 12" height.

NCB	Nature Curb Brown
NCBL	Nature Curb Left Brown
N CBR	Nature Curb Right Brown
NCBAC	Accessible Nature Curb Brown

Be confident in your investment

As a premier provider of play and recreation equipment, we have made a significant investment to ensure that your playground meets all safety standards and provides developmentally appropriate activities for children of all abilities.

Here are just a few of the organizations and standards that guide our design and manufacturing processes.



ISO 9001 industry certification provides a quality management system that sets quality control measures and processes for equipment design, development, production, installation, inspection, and testing.

The ISO 14001 designation certifies that our manufacturing facility is environmentally responsible and that we strive to reduce our carbon footprint every day.



All of our products are tested to either meet or exceed ASTM standards, the globally recognized leader in the development and delivery of international standards designed to improve product quality, enhance safety, facilitate market access and trade, and build consumer confidence.



The Consumer Product Safety Commission is an independent agency within the United States Federal Government with the authority to inform the public of current product safety performance information and recommended practices.



The International Playground Equipment Manufacturers Association (IPEMA) provides 3rd party product testing and validates compliance by publicly posting product validation certificates on their website. To verify product certification, visit www.ipema.org.



Flo-Coat® Galvanized Steel Tubing – Galvanizing provides electrochemical protection to steel, in addition to forming a protective barrier. Allied's unique triple layer Flo-Coat galvanizing process goes even a step further by adding a conversion coating to passivate the zinc, and a clear polymer topcoat that reduces the general corrosion rate of the zinc. This synergy between the coatings allows the zinc to be more effective in protecting uncoated edges.



Access Board (The United States Architectural and Transportation Barriers Compliance Board) has completed Accessibility Guidelines for Play Facilities as set forth in the Americans with Disabilities Act of 1990. The Final rules, fact sheets and analysis are all available at the Department of Justice.

ACCESS BOARD

1331 F Street NW, Suite 1000, Washington, DC 20004-1111

Website: www.access-board.gov E-mail: info@access-board.gov

US Department of Justice: www.ada.gov



Flexible Finance Program – Ask your Design Consultant if you qualify for flexible financing or scan the QR code to the left. Complete the online financing request form, and bring new play opportunities to your facility and your community.

<http://bit.ly/2bj9lu1>

© 2016 BigToys® "A PlayCore® Company". All Rights Reserved.

BigToys®

A PLAYCORE Company



WARRANTIES



50 year limited warranty on:

- Recycled plastic lumber including solid recycled plastic decking, enclosures, and roof components
- Metal upright posts
- Stainless steel hardware



15 year limited warranty on:

- Rotationally molded products
- Conditioned wood including decks, enclosures, roofs, and on conditioned wood utilizing metal footings
- Pipes, rails, loops, and rungs



10 year limited warranty on:

- Integrated shade products
- Site furnishings
- Fiberglass sign panels



8 year limited warranty on:

- Conditioned wood uprights without metal footings



5 year limited warranty on:

- High density polyethylene (HDPE) panels
- Belt and infant swing seats
- Freenotes Harmony Parks instruments
- Nylon-covered cable net climbers and components



2 year limited warranty on:

- Moveable plastic and metal

Warranty



BigToys®
A PLAYCORE Company

EW51