

# Superior<sup>®</sup>

RECREATIONAL PRODUCTS

A PLAYCORE Company

## Playground Equipment





# Childhood is about having FUN!

Help your customers build more meaningful play and recreation spaces by expanding your playground offering. In this catalog, we offer everything from full playground structures to independent play pieces for commercial use — all to make childhood more fun! Browse our selection of products and get in touch with your sales representative to start selling them today.

**02 Commercial Play Structures**

**28 Commercial Freestanding Play Equipment**

**51 Colors**

**Superior**  
RECREATIONAL PRODUCTS  
A PLAYCORE Company

1050 Columbia Dr.  
Carrollton, GA 30117  
srplayground.com

**To Order:**  
**866.802.9441**  
**sales@siibrands.com**



**Looking for playground replacement parts? We have a catalog for that!**  
Ask your sales representative for a Superior Play Components catalog.





# Play STRUCTURES

- 03 Steel Structures
- 15 Recycled Structures
- 20 Panel Structures
- 25 Plastic Structures

## Steel Playground Structures Ages 2-5

### CW-0026

**Age Group:** 2-5 Years  
**Capacity:** 32  
**Structure Size:** 20' x 16'  
**Use Zone:** 32' x 30'  
**Fall Height:** 3'  
**Est. Timber Count:** 26  
**ADA:** Yes



Reverse  
View



### CW-0013

**Age Group:** 2-5 Years  
**Capacity:** 35-40  
**Structure Size:** 22' x 22'  
**Use Zone:** 34' x 34'  
**Fall Height:** 4'  
**Est. Timber Count:** 28  
**ADA:** Yes



Reverse  
View





**Steel Playground Structures**  
Ages 2-5 & 2-12

**CW-0010**

**Age Group:** 2-5 Years  
**Capacity:** 22  
**Structure Size:** 16' x 15'  
**Use Zone:** 28' x 27'  
**Fall Height:** 3'  
**Est. Timber Count:** 22  
**ADA:** Yes



**CW-0022**

**Age Group:** 2-12 Years  
**Capacity:** 22  
**Structure Size:** 16' x 16'  
**Use Zone:** 28' x 28'  
**Fall Height:** 4'  
**Est. Timber Count:** 25  
**ADA:** Yes



**Steel Playground Structures**  
Ages 2-12

**CW-0003**

**Age Group:** 2-12 Years  
**Capacity:** 26  
**Structure Size:** 29' x 16'  
**Use Zone:** 41' x 28'  
**Fall Height:** 6'  
**Est. Timber Count:** 30  
**ADA:** Yes



**CW-0012**

**Age Group:** 2-12 Years  
**Capacity:** 40  
**Structure Size:** 29' x 22'  
**Use Zone:** 41' x 34'  
**Fall Height:** 6'  
**Est. Timber Count:** 30  
**ADA:** Yes





**Steel Playground Structures**  
Ages 2-12

**CW-0005**

**Age Group:** 2-12 Years  
**Capacity:** 38  
**Structure Size:** 24' x 22'  
**Use Zone:** 36' x 34'  
**Fall Height:** 5'  
**Est. Timber Count:** 30  
**ADA:** Yes



Reverse View

**CW-0027**

**Age Group:** 2-12 Years  
**Capacity:** 28  
**Structure Size:** 27' x 15'  
**Use Zone:** 37' x 27'  
**Fall Height:** 5'  
**Est. Timber Count:** 28  
**ADA:** Yes



Reverse View

**Steel Playground Structures**  
Ages 2-12 & 5-12

**CW-0017**

**Age Group:** 2-12 Years  
**Capacity:** 38  
**Structure Size:** 34' x 17'  
**Use Zone:** 46' x 28'  
**Fall Height:** 5'  
**Est. Timber Count:** 34  
**ADA:** Yes



Reverse View

**CW-0029**

**Age Group:** 5-12 Years  
**Capacity:** 26  
**Structure Size:** 24' x 11'  
**Use Zone:** 36' x 23'  
**Fall Height:** 5'  
**Est. Timber Count:** 24  
**ADA:** Yes



Reverse View

**What's timber count?** The amount of 4' playground timbers (or borders) needed to surround the playground should a type of loose fill surfacing be used.



**Steel Playground Structures**  
Ages 5-12

**CW-0028**

**Age Group:** 5-12 Years  
**Capacity:** 44  
**Structure Size:** 38' x 23'  
**Use Zone:** 50' x 35'  
**Fall Height:** 6'  
**Est. Timber Count:** 36  
**ADA:** Yes



**CW-0030**

**Age Group:** 5-12 Years  
**Capacity:** 24  
**Structure Size:** 25' x 9'  
**Use Zone:** 37' x 21'  
**Fall Height:** 5'  
**Est. Timber Count:** 24  
**ADA:** Yes



**Steel Playground Structures**  
Ages 5-12

**CW-0008**

**Age Group:** 5-12 Years  
**Capacity:** 36  
**Structure Size:** 21' x 18'  
**Use Zone:** 33' x 30'  
**Fall Height:** 6'  
**Est. Timber Count:** 30  
**ADA:** Yes



**CW-0021**

**Age Group:** 5-12 Years  
**Capacity:** 82  
**Structure Size:** 38' x 35'  
**Use Zone:** 50' x 47'  
**Fall Height:** 6'  
**Est. Timber Count:** 42  
**ADA:** Yes





**Steel Playground Structures**  
Ages 5-12

**CW-0014**

**Age Group:** 5-12 Years  
**Capacity:** 30  
**Structure Size:** 34' x 21'  
**Use Zone:** 46' x 33'  
**Fall Height:** 7'  
**Est. Timber Count:** 34  
**ADA:** Yes



**CW-0016**

**Age Group:** 5-12 Years  
**Capacity:** 22  
**Structure Size:** 17' x 16'  
**Use Zone:** 29' x 28'  
**Fall Height:** 7'  
**Est. Timber Count:** 24  
**ADA:** Requires 1 Additional Ground-Level Play Event



**Steel Playground Structures**  
Ages 5-12

**CW-0001**

**Age Group:** 5-12 Years  
**Capacity:** 26  
**Structure Size:** 23' x 14'  
**Use Zone:** 35' x 26'  
**Fall Height:** 5'  
**Est. Timber Count:** 26  
**ADA:** Requires 1 Additional Ground-Level Play Event



**CW-0002**

**Age Group:** 5-12 Years  
**Capacity:** 26  
**Structure Size:** 28' x 22'  
**Use Zone:** 40' x 34'  
**Fall Height:** 8'  
**Est. Timber Count:** 34  
**ADA:** Requires 1 Additional Ground-Level Play Event



**What's timber count?** The amount of 4' playground timbers (or borders) needed to surround the playground should a type of loose fill surfacing be used.



**Steel Playground Structures**  
Ages 5-12

**CW-0006**

**Age Group:** 5-12 Years  
**Capacity:** 18  
**Structure Size:** 18' x 16'  
**Use Zone:** 30' x 28'  
**Fall Height:** 5'  
**Est. Timber Count:** 22  
**ADA:** Yes



**CW-0007**

**Age Group:** 5-12 Years  
**Capacity:** 26  
**Structure Size:** 25' x 14'  
**Use Zone:** 37' x 26'  
**Fall Height:** 8'  
**Est. Timber Count:** 28  
**ADA:** Yes



**Steel Playground Structures**  
Ages 5-12

**CW-0020**

**Age Group:** 5-12 Years  
**Capacity:** 40  
**Structure Size:** 34' x 23'  
**Use Zone:** 46' x 35'  
**Fall Height:** 6'  
**Est. Timber Count:** 32  
**ADA:** Requires 1 Additional  
Ground-Level Play Event



**CW-0019**

**Age Group:** 5-12 Years  
**Capacity:** 36  
**Structure Size:** 33' x 28'  
**Use Zone:** 45' x 40'  
**Fall Height:** 7'  
**Est. Timber Count:** 38  
**ADA:** Requires 3 Additional  
Ground-Level Play Events



**Warning!** Installation over a hard surface such as concrete, asphalt, or packed earth may result in serious injury from falls.



# Steel Playground Structures Ages 5-12

## CW-0009

**Age Group:** 5-12 Years  
**Capacity:** 24  
**Structure Size:** 23' x 21'  
**Use Zone:** 35' x 33'  
**Fall Height:** 7'  
**Est. Timber Count:** 28  
**ADA:** Yes



Reverse View

## CW-0025

**Age Group:** 2-12 Years  
**Capacity:** 34  
**Structure Size:** 30' x 25'  
**Use Zone:** 42' x 37'  
**Fall Height:** 6'  
**Est. Timber Count:** 32  
**ADA:** Yes



Reverse View

# Recycled Playground Structures Ages 2-5

## R3-20701-1

**Age Group:** 2-5 Years  
**Capacity:** 30-35  
**Structure Size:** 16' x 17'  
**Use Zone:** 28' x 29'  
**Fall Height:** 3'  
**Est. Timber Count:** 25  
**ADA:** Yes



Reverse View



## R3-20703

**Age Group:** 2-5 Years  
**Capacity:** 25-30  
**Structure Size:** 10' x 23'  
**Use Zone:** 22' x 35'  
**Fall Height:** 3'  
**Est. Timber Count:** 25  
**ADA:** Yes



Reverse View



**What's timber count?** The amount of 4' playground timbers (or borders) needed to surround the playground should a type of loose fill surfacing be used.



**Recycled Playground Structures**  
Ages 2-5

**R3-20593**

**Age Group:** 2-5 Years  
**Capacity:** 20-25  
**Structure Size:** 18' x 15'  
**Use Zone:** 30' x 27'  
**Fall Height:** 3'  
**Est. Timber Count:** 23  
**ADA:** Yes



**R3-20704**

**Age Group:** 2-5 Years  
**Capacity:** 20-25  
**Structure Size:** 18' x 18'  
**Use Zone:** 30' x 30'  
**Fall Height:** 4'  
**Est. Timber Count:** 25  
**ADA:** Yes



**Recycled Playground Structures**  
Ages 2-12

**R3-20439**

**Age Group:** 2-12 Years  
**Capacity:** 15-20  
**Structure Size:** 21' x 6'  
**Use Zone:** 33' x 18'  
**Fall Height:** 6'  
**Est. Timber Count:** 22  
**ADA:** Yes



**R3-20570**

**Age Group:** 2-12 Years  
**Capacity:** 25-30  
**Structure Size:** 21' x 19'  
**Use Zone:** 33' x 31'  
**Fall Height:** 5'  
**Est. Timber Count:** 26  
**ADA:** Yes





**Recycled Playground Structures**  
Ages 2-12 & 5-12

**R3-20479-1**

**Age Group:** 2-12 Years  
**Capacity:** 25-30  
**Structure Size:** 28' x 18'  
**Use Zone:** 40' x 30'  
**Fall Height:** 6'  
**Est. Timber Count:** 29  
**ADA:** Requires 2 Additional  
Ground-Level Play Events



**R3-20270**

**Age Group:** 5-12 Years  
**Capacity:** 25-30  
**Structure Size:** 20' x 23'  
**Use Zone:** 32' x 35'  
**Fall Height:** 6'  
**Est. Timber Count:** 30  
**ADA:** Yes



**Recycled Playground Structures**  
Ages 5-12

**R3-20702**

**Age Group:** 5-12 Years  
**Capacity:** 45-50  
**Structure Size:** 31' x 27'  
**Use Zone:** 43' x 39'  
**Fall Height:** 8'  
**Est. Timber Count:** 45-50  
**ADA:** Yes



**R3-20572**

**Age Group:** 5-12 Years  
**Capacity:** 35-40  
**Structure Size:** 29' x 18'  
**Use Zone:** 41' x 30'  
**Fall Height:** 7'  
**Est. Timber Count:** 31  
**ADA:** Yes



**What's timber count?** The amount of 4' playground timbers (or borders) needed to surround the playground should a type of loose fill surfacing be used.



# Panel Playground Structures Ages 6-23 Months

Tot-Trek™ Modular Structures

**ENDLESS CONFIGURATIONS**

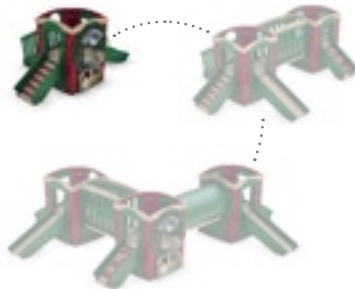
Start with the Tot-Trek base unit and add on different play components based on the phases to the right (or start with the largest)! **Available in a primary or natural color scheme.**



## Phase One

**Structure:** TFR0520XX  
**Age Group:** 6-23 Months  
**Capacity:** 5  
**Structure Size:** 8' x 6'  
**Includes:**


- Stairs
- Slide
- Bubble Window
- Texture Panel
- Climber



## Phase Two

**Structure:** TFR0533XX  
**Age Group:** 6-23 Months  
**Capacity:** 10  
**Structure Size:** 12' x 8'  
**Includes:**


- Phase One
- Bridge
- Climber
- Stairs
- Activity Panels



## Phase Three

**Structure:** TFR0518XX  
**Age Group:** 6-23 Months  
**Capacity:** 15  
**Structure Size:** 14' x 15'  
**Includes:**

- Phase Two
- Crawl Tube
- Slide
- Activity Panels



**Warning!** Installation over a hard surface such as concrete, asphalt, or packed earth may result in serious injury from falls.



# Panel Playground Structures Ages 6-23 Months

Adventures in Growing™  
**EDUCATIONAL AND INTERACTIVE**

These panel-based units for children ages 6-23 months allow for exploration of texture, shapes, sound, and more! Available in a primary or natural color scheme.



## AIG010

**Age Group:** 6-23 Months  
**Capacity:** 6  
**Structure Size:** 11' x 2 ½'  
**Use Zone:** 4' x 15'  
**Key Features:**


- Slide
- Crawl Through Panel
- Stairs



## AIG031

**Age Group:** 6-23 Months  
**Capacity:** 9  
**Structure Size:** 11' x 8 ½'  
**Use Zone:** 24' x 21'  
**Key Features:**

- Slide
- Stairs
- Spin and Find
- Texture Climber
- Bongo Panel
- Texture Panel



## AIG040

**Age Group:** 6-23 Months  
**Capacity:** 10  
**Structure Size:** 11' x 12'  
**Use Zone:** 24' x 25'  
**Key Features:**

- Slide
- Stairs
- Spin and Find
- Texture Climber
- Bongo Panel
- Texture Panel
- Shape Spinners
- Arch Climbers
- Sound Cylinder and Bead Panel



**Warning!** Installation over a hard surface such as concrete, asphalt, or packed earth may result in serious injury from falls.



**Panel Playground Structures**  
Ages 6-23 Months

**GFP-IT-1001-M1**

**Age Group:** 6-23 Months

**Capacity:** 3-8

**Structure Size:** 8' x 8'

**Panels Included:** Bubble, Airplane, Finger Maze, Mirror, and Chime Activity Panels




**GFP-IT-1002**

**Age Group:** 6-23 Months

**Capacity:** 8-10

**Structure Size:** 7' x 7'

**Panels Included:** Bead, Mirror, Bell, and Peek-A-Boo Activity Panels



**GFP-IT-1003**

**Age Group:** 6-23 Months

**Capacity:** 10-12

**Structure Size:** 7' x 10 1/2'

**Panels Included:** Bead, Mirror, Bell, Peek-A-Boo, and Texture Activity Panels



**Infant Exploratoriums**  
*A PLACE TO EXPLORE*

These panel-based units for children ages 6-23 months are modular arrangements of play panels and portals to give mobile infants and pre-toddlers a space to explore.

**Plastic Playground Structures**  
Ages 2-5

**Discovery Center 1**

**Structure:** DC-ISM/02-08-0200

**Age Group:** 2-5 Years

**Capacity:** 5-10

**Use Zone:** 22' x 22'

**Fall Height:** 3' 1.5"

**Mounting:** Ground Spike



**Discovery Center 2**

**Structure:** DC-2MDR/02-08-0203

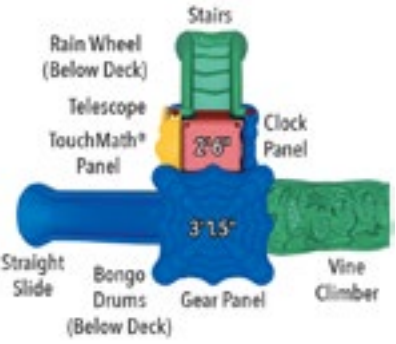
**Age Group:** 2-5 Years

**Capacity:** 10-15

**Use Zone:** 22' x 27'

**Fall Height:** 3' 1.5"

**Mounting:** Ground Spike



**Discovery Center 4**

**Structure:** DC-4LG/02-08-0206

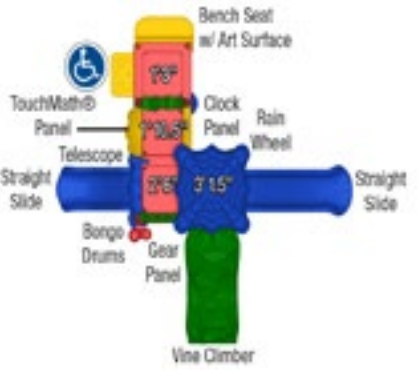
**Age Group:** 2-5 Years

**Capacity:** 15-20

**Use Zone:** 27' x 28'

**Fall Height:** 3' 1.5"

**Mounting:** Ground Spike



**Discovery Centers**  
*AFFORDABLE PLAY OPTIONS*

These units offer standards-based developmental and educational activities. They are easy to assemble and come with a **10-year limited warranty** on upright posts and a **5-year limited warranty** on plastic.



**Plastic Playground Structures**  
Ages 2-5 & 6-23 Months

**Discovery Center 5**

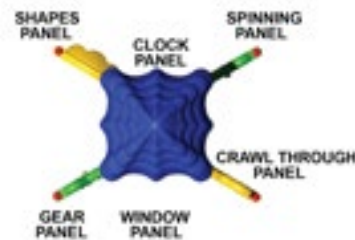
**Structure:** DC-5XLG-N/02-08-0209  
**Age Group:** 2-5 Years  
**Capacity:** 20-25  
**Use Zone:** 28' x 31'  
**Fall Height:** 3' 9"  
**Mounting:** Ground Spike

**Want this in primary colors?**  
**DC-5XLG/02-08-0209**



**Playhouse**

**Structure:** DC-PLAY/02-08-0186  
**Age Group:** 6-23 Months  
**Capacity:** 15-25  
**Use Zone:** 13' 8" x 11' 10"  
**Mounting:** Anchor Bolt

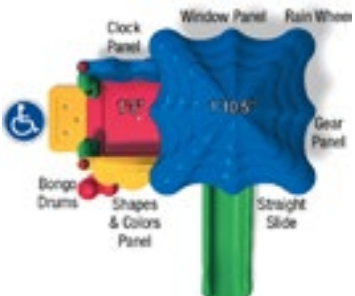


**Plastic Playground Structures**  
Ages 6-23 Months

**Seedling**

**Structure:** DC-SEEDR/02-08-0166  
**Age Group:** 6-23 Months  
**Capacity:** 8-10  
**Use Zone:** 13' 7" x 13' 5"  
**Fall Height:** 1' 10"  
**Mounting:** Anchor Bolt

**Want this without a roof?**  
**DC-SEED/02-08-0166**

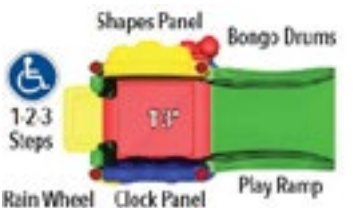


**Super Sprout**

**Structure:** DC-SSR/02-08-0163  
**Age Group:** 6-23 Months  
**Capacity:** 6-8  
**Use Zone:** 14' 2" x 10' 5"  
**Fall Height:** 1' 3"  
**Mounting:** Anchor Bolt

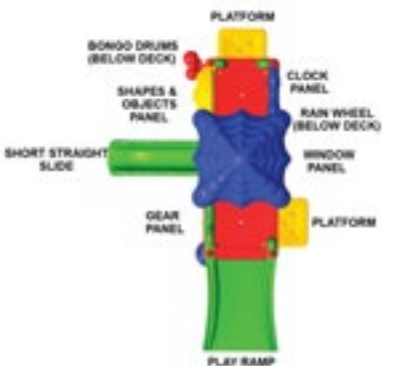
**Want this without a roof?**  
**DC-SS/02-08-0163**

*Meets ASTM F1487 Standards*



**Sapling**

**Structure:** DC-SAPR/02-08-0170  
**Age Group:** 6-23 Months  
**Capacity:** 15-25  
**Use Zone:** 14' 5" x 19' 6"  
**Fall Height:** 1' 10"  
**Mounting:** Ground Spike





# Independent

PLAY EQUIPMENT

- 29 Slides
- 30 Swings
- 32 Climbers
- 36 Spring Riders
- 37 Rockers & Spinners
- 38 Music Play
- 40 Balance & Games
- 41 Outdoor Classroom
- 42 Dramatic Play
- 44 Dog Park
- 46 Fitness



## Slides Freestanding Slides



**Double Curve Slide**  
Model: AFR0235XX  
Use Zone: 19' x 29'  
Height: 5'  
Ages: 5-12



**Open Spiral Slide**  
Model: AFR0268XX  
Use Zone: 18' x 25'  
Height: 6'  
Ages: 5-12



90° Curve Slide



Double Straight Slide



Right Curve Slide



Straight Slide

### 90° Curve Slide

Ages: 2-5, 5-12 (Depending on the Deck Height Chosen)

Deck Height	Item Number	Use Zone
3'	AFR0231XX	18' x 24'
5'	AFR0234XX	18' x 29'

### Double Straight Slide

Ages: 2-5, 5-12 (Depending on the Deck Height Chosen)

Deck Height	Item Number	Use Zone
3'	AFR0236XX	17' x 24'
4'	AFR0237XX	17' x 27'
5'	AFR0238XX	17' x 28'
6'	AFR0239XX	17' x 29'

### Right & Left Curve Slide

Ages: 2-5

Deck Height	Curves To	Item Number	Use Zone
4'	Left	AFR0232XX	18' x 28'
	Right	AFR0233XX	18' x 28'

### Straight Slide

Ages: 2-5, 5-12 (Depending on the Deck Height Chosen)

Deck Height	Item Number	Use Zone
3'	AFR0226XX	16' x 24'
4'	AFR0227XX	16' x 27'
5'	AFR0228XX	16' x 29'
6'	AFR0229XX	16' x 30'
8'	AFR02230XX	16' x 34'

**Looking for a triple bedway slide? We have one! Check out our Alpine Thunder Slide.**

Model Number: 0152XX • Deck Height: 6' • Width: 62" •

Colors: Green, Red, Blue, Yellow, or Tan • Requires Two Slide Feet • *\*Not Freestanding*





Single Post Swing Frame



Arch Swing Frame



## Swings Swing Frames

### Single Post Swing Frames

Constructed from either 5" (without shade) or 6 3/4" (with shade) diameter steel, these frames feature an 8' height and are available with or without shade. The version with shade is IPEMA Certified and ASTM F1487-17 Compliant.

#### Without Shade

Bays	Item Number	Use Zone
1	TFR0628XX	24' x 32'
2	TFR0629XX	36' x 32'
3	TFR0630XX	48' x 32'
4	TFR0631XX	60' x 32'

#### With Shade

Bays	Item Number	Use Zone
1	RSW23516G	24' x 32'
2	RSW3516G	36' x 32'
3	RSW46516G	48' x 32'
4	RSW5816G	60' x 32'

### Arch Swing Frame

Constructed from 3.5" or 5" diameter steel, these frames feature an 8' height and are for use with swing seats or tire swings.

#### For Traditional Swing Seats

Post Size	Bays	Item Number	Use Zone
3.5"	1	TFR3501XX	24' x 32'
	2	TFR3502XX	36' x 32'
	3	TFR3503XX	48' x 32'
	4	TFR3504XX	60' x 32'
	Add-A-Bay	TFR3500XX	Add 11' x 32'
5"	1	EFR0116XX	24' x 32'
	2	EFR0117XX	36' x 32'
	3	EFR0118XX	48' x 32'
	4	EFR0119XX	60' x 32'
	Add-A-Bay	EFR0120XX	Add 11' x 22'

#### For Tire Swings

Our tire swing frame is made from 5" steel tubing.

Bays	Item Number	Use Zone
1	90015991XX	22' x 28'
2	90015992XX	22' x 44'
3	90015993XX	22' x 59'
4	90015994XX	22' x 74'
Add-A-Bay	90945900XX	Add 11' x 22'



### Standard Swing Frames

Constructed from 2 3/4" galvanized steel tubing with cast aluminum junctions, these swing frames feature an 8' or 10' height. **The part numbers below are for galvanized frames, to order a powder coated frame for an upcharge, replace "XX" with "PC" in the part numbers below.**

#### Bi-Pod

Available in an 8' height only.

Bays	Item Number	Use Zone
1	90015401XX	25' x 32'
2	90015402XX	36' x 32'
3	90015403XX	48' x 32'
Add-A-Bay	90915400XX	Add 11' x 22'

#### Tri-Pod

Height	Bays	Item Number	Use Zone
8'	1	90015301XX	33' x 32'
	2	90015302XX	45' x 32'
	3	90015303XX	56' x 32'
	Add-A-Bay	90015300XX	33' x 32'
10'	1	90015311XX	36' x 40'
	2	90015312XX	47' x 40'
	3	90015313XX	58' x 40'
	Add-A-Bay	90015391XX	Add 11' x 22'

### To-Fro Glider

The To-Fro Glider is designed for children aged 6-23 months. The glider is available with one (Single) or two (Double) seats.



Seats	Item Number	Use Zone
Single	51110G	18' x 13'
Double	51109G	22' x 13'

## Swings Swing Seats



### Wide Belt Seat S-02XX

Our molded belt seats (6" x 24") feature galvanized triangle hardware and high carbon steel spring inserts. Available in red, yellow, green, blue, black, and tan.



### High Back Full Bucket Seat S-25XX

Our bucket seats feature seat backs and stainless steel inserts. Ideal for children ages 2-4 years. Available in red, yellow, green, blue, black, and tan.



### Tire Swing Seats

Each item number below includes one tire and all chain and hardware. Order one item number per bay. Tires are made from durable, black roto-molded plastic.

Chain Type	Item Number
Galvanized	TFR0612XX
PVC	TFR0611XX

**INCLUSIVE!**

### Adaptive Swing Seat

This seat is designed for children up to 125 lbs. who need support to maintain a seated position. Measuring 52" x 23" x 33", it is available in red, green, blue, and tan.

Product	Part No.
Complete Seat	ADP-05
Swing Seat	ADP-03
Swing Harness	ADP-02
Chain Set	ADP-04



**INCLUSIVE!**

### Inclusive Swing Seat Set

This seat is designed for children who need support to maintain a seated position. Each seat comes with galvanized chain. Available in red with a yellow brace or green with a tan brace. *Ages 2-5 version pictured.*



Ages	Yellow Brace	Tan Brace
2-5	BSIS-25Y	BSIS-25T
5-12	BSIS-512Y	BSIS-512T



### Beveled Swing Mat


Our 40" x 40" x 1 1/2" swing mat is great for areas where loose fill surfacing is used to help minimize the displacement of surfacing. Model: WM-05



**Looking for swing chain and hardware? We have a catalog for that!**  
Ask your sales representative for a Superior Play Components Catalog.

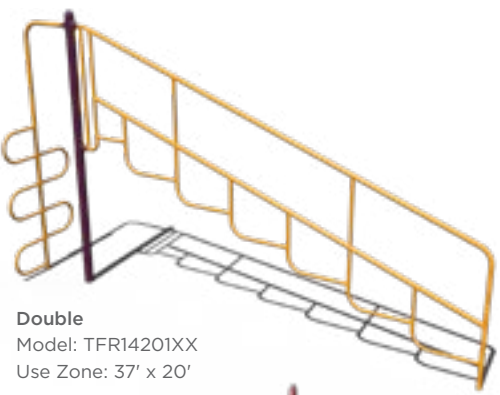


Climbers Traditional & Nature Climbers



**NEW**  
**Camel Back Kids Climber**  
Model: 90007112XX  
Use Zone: 27' x 15'  
Ages: 5-12

**Mountain Climber**  
Ages: 5-12  
**Single** *(Pictured)*  
Model: TFR15831XX  
Use Zone: 16' x 6'




**Double**  
Model: TFR14201XX  
Use Zone: 37' x 20'

**NEW**  
**Fire Station Climber**  
Model: TFR05580XX  
Use Zone: 26' x 26'  
Ages: 5-12




Climbers Roto-Molded Climbers




**Mound**  
Model: 87000016XX  
Use Zone: 27' x 27'  
Height: 8'  
Ages: 5-12

**8-Section Bubble Wall Circle**  
Model: EFR0071XX  
Use Zone: 26' x 26'  
Ages: 5-12



**Replacement Bubble Wall Climbers**  
Attachment brackets fit 6" x 6" post  
**Large:** 07667XX (Brackets: 0767900)  
**Small:** 07668XX (Brackets: 0767800)

**4-Section Bubble Wall**  
Model: EFR0069XX  
Use Zone: 14' x 30'  
Ages: 5-12



FREESTANDING



**NEW**  
**Single Hump Camel Jr. Climber**  
Model: TFR16985XX  
Use Zone: 17' x 14'  
Ages: 2-5



**Chain Climbing Wall**  
Model: 90007103XX  
Use Zone: 20' x 12'  
Ages: 5-12



**Jr. Horizontal Ladder**  
Model: 90009000XX  
Use Zone: 24' x 15'  
Ages: 2-5, 5-12



**NEW**  
**Lateral Rock Wall**  
Model: 85134  
Use Zone: 21' x 13'  
Ages: 5-12



**NEW**  
**Tree Stumps**  
Ages: 2-5, 5-12  
12" Model: TFR0649XX  
20" Model: TFR0650XX  
28" Model: TFR0651XX  
36" Model: TFR0652XX



**3-Section Chain Link Wall**  
Model: TFR08456XX  
Use Zone: 14' x 30'  
Ages: 5-12

**Replacement Chain Link Climber**  
Model: 07520XX  
Deck Heights: 48" or 60"  
Ages: 2-5, 5-12



**NEW**  
**Climb & Discover Cave**  
Use Zone: 20' x 21'  
Ages: 2-12  
Primary Colors: TFR0613XX  
Natural Colors: TFR0614XX



**NEW**  
**Kiddie Kave**  
Model: AFR0036XX  
Use Zone: 20 ½' x 20 ½'  
Ages: 2-12



**NEW**  
**Extra Large Climbing Boulder**  
Model: 49083  
Use Zone: 20' x 20'  
Height: 7'  
Ages: 7-12




**NEW**  
**Large Climbing Boulder**  
Model: 49082  
Use Zone: 16' x 16'  
Height: 5'  
Ages: 5-12



**NEW**  
**Medium Climbing Boulder**  
Model: 49081  
Use Zone: 17' x 15'  
Height: 4'  
Ages: 5-12



**NEW**  
**Small Climbing Boulder**  
Model: 49080  
Use Zone: 18' x 15'  
Height: 3'  
Ages: 2-5, 5-12



**C Bridge**  
Model: 87000032XX  
Use Zone: 26' x 24'  
Fall Height: 8'  
Ages: 5-12



**C Hedge**  
Model: 87000012XX  
Use Zone: 27' x 27'  
Fall Height: 5'  
Ages: 5-12



**Ring**  
Model: 87000018XX  
Use Zone: 27' x 27'  
Fall Height: 6'  
Ages: 5-12



Climbers Roto-Molded Climbers



**Half Dome**  
Model: 87000024XX  
Use Zone: 27' x 20'  
Height: 10'  
Ages: 5-12



**Mole Hill**  
Model: 87000010XX  
Use Zone: 26' x 26'  
Height: 6'  
Ages: 5-12

**Criss Cross**  
Model: 87000034XX  
Use Zone: 25' x 16'  
Height: 6'  
Ages: 5-12



**Tri-Pent**  
Model: 87000023XX  
Use Zone: 21' x 21'  
Height: 4'  
Ages: 5-12



**Half Arch**  
Model: 87000014XX  
Use Zone: 26' x 20'  
Height: 5'  
Ages: 5-12




**C Bridge 2**  
Model: 87000038XX  
Use Zone: 27' x 21'  
Height: 8'  
Ages: 5-12



**Mini Arch**  
Model: 87000011XX  
Use Zone: 20' x 17'  
Height: 4'  
Ages: 5-12



**Hump**  
Model: 87000020XX  
Use Zone: 24' x 24'  
Height: 2'  
Ages: 5-12



**Tri-Hex**  
Model: 87000022XX  
Use Zone: 18' x 15'  
Height: 4'  
Ages: 5-12

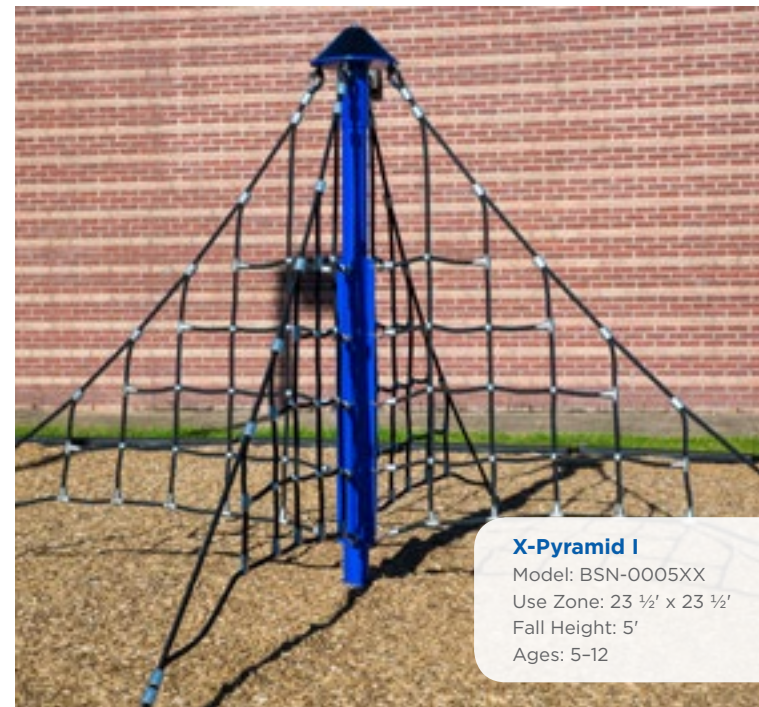


**Mini Half Dome**  
Model: 87000026XX  
Use Zone: 20' x 18'  
Height: 6'  
Ages: 5-12

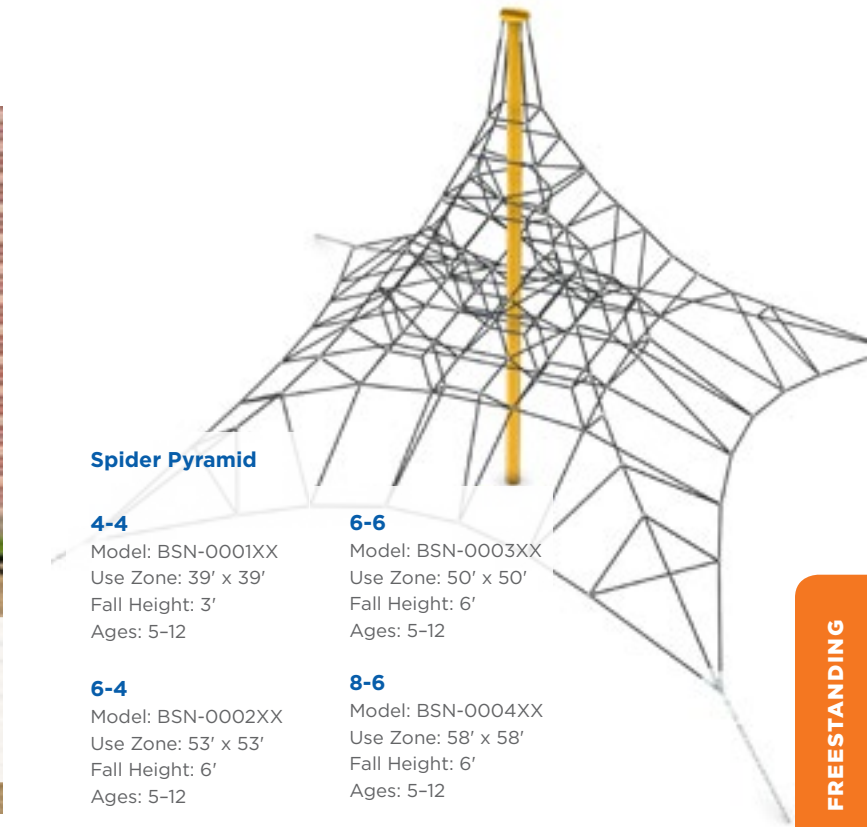


**Mountain**  
Model: 87000021XX  
Use Zone: 27' x 17'  
Height: 11'  
Ages: 5-12

Climbers Net Climbers



**X-Pyramid I**  
Model: BSN-0005XX  
Use Zone: 23 ½' x 23 ½'  
Fall Height: 5'  
Ages: 5-12



**Spider Pyramid**

**4-4**  
Model: BSN-0001XX  
Use Zone: 39' x 39'  
Fall Height: 3'  
Ages: 5-12

**6-6**  
Model: BSN-0003XX  
Use Zone: 50' x 50'  
Fall Height: 6'  
Ages: 5-12

**6-4**  
Model: BSN-0002XX  
Use Zone: 53' x 53'  
Fall Height: 6'  
Ages: 5-12


**8-6**  
Model: BSN-0004XX  
Use Zone: 58' x 58'  
Fall Height: 6'  
Ages: 5-12



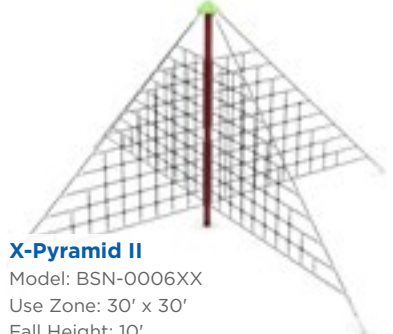
**Bird's Nest Mini Tree House**  
Model: BSN-0007XX  
Use Zone: 21' x 21'  
Fall Height: 4'  
Ages: 2-5



**Pirate Tower I**  
Model: BSN-0012XX  
Use Zone: 28' x 28'  
Fall Height: 5'  
Ages: 5-12



**Bird's Nest Tree**  
Model: BSN-0008XX  
Use Zone: 24' x 24'  
Fall Height: 7'



**X-Pyramid II**  
Model: BSN-0006XX  
Use Zone: 30' x 30'  
Fall Height: 10'  
Ages: 5-12



**Catwalk Adventure Bridge**  
Model: BSN-0014XX  
Use Zone: 22' x 16'  
Fall Height: 4'  
Length: 10'  
Ages: 5-12




**Super Climber II**  
Model: BSN-0011XX  
Use Zone: 25' x 25'  
Fall Height: 7'  
Ages: 5-12

FREESTANDING

Our net climbers are constructed from Netform™, a six-strand steel core rope. Netting is available only in black.



**Motion** Spring Riders



**NEW**  
**Police Rider**  
Model: TFS0014XX  
Use Zone: 17' x 17'  
Ages: 2-5

**Motorcycle Rider**  
Use Zone: 17' x 17'  
Ages: 2-5  
**1 Seat:** TFS0025XX  
**2 Seat:** TFS0023XX



**NEW**  
**Alligator Rider**  
Use Zone: 17' x 17'  
Model: TFR0510XX  
Ages: 2-5



**Horse Rider**  
Use Zone: 17' x 17'  
Model: TFS0026XX  
Ages: 12-23 Months, 2-5



**NEW**  
**Moon Buggy**  
Use Zone: 17' x 17'  
Ages: 6-23 Months, 2-5  
**1 Seat:** TFS0036XX  
**2 Seat:** TFS0031XX



**Fire Truck Rider**  
Use Zone: 17' x 17'  
Ages: 2-5  
**1 Seat:** 90018307XX  
**2 Seat:** 90018317XX



**Shuttle Rider**  
Model: 90018315XX  
Use Zone: 17' x 17'  
Ages: 2-5



**Jet Rider**  
Model: 90018316XX  
Use Zone: 17' x 17'  
Ages: 2-5



**Wally the Whale Rider**  
Model: SA-05  
Use Zone: 17' x 17'  
Ages: 2-12



**Freddie the Frog Rider**  
Model: SA-04  
Use Zone: 17' x 17'  
Ages: 2-12

**Motion** Rockers & Spinners



**Retro Rocker**  
Model: 90018204XX  
Use Zone: 13' x 17'  
Ages: 2-5



**NEW**  
**Tea Cup Spinner**  
Model: TFR17548XX  
Use Zone: 16' 4" x 16' 4"  
Ages: 2-12




**Classic Teeter**  
Model: 90017009XX  
Use Zone: 22' x 13'  
Ages: 5-12



**Airplane Rocker**  
Model: TFR0553XX  
Use Zone: 17' x 17'  
Ages: 2-5, 5-12



**Surf Rider**  
Model: 90018002XX  
Use Zone: 14' x 17'  
Ages: 5-12



**NEW**  
**Spin About**  
Use Zone: 14' x 14'  
Ages: 5-12  
Original: TFR08714XX  
Football: TFR16596XX  
Soccer: TFR16594XX  
Baseball: TFR16588XX  
Volleyball: TFR16590XX



**NEW**  
**Whirl & Twirl**  
Model: TFR0615XX  
Use Zone: 15' 7" x 15' 7"  
Ages: 5-12



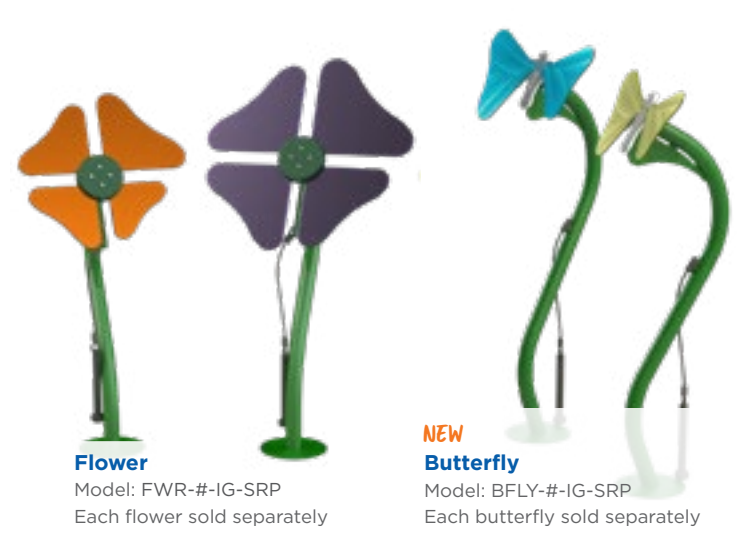
**NEW**  
**Cozy Pod Spinner**  
Model: TFR0638XX  
Use Zone: 22' x 22'  
Ages: 2-5, 5-12  
Colors As Shown



Music Play Outdoor Instruments




**Lady Bug Drum**  
Model: 77149



**Flower**  
Model: FWR-#-IG-SRP  
Each flower sold separately

**NEW Butterfly**  
Model: BFLY-#-IG-SRP  
Each butterfly sold separately

Music Play Outdoor Instruments




**Single Post Bongos**  
Model: 77136-IG  
Includes: In-Ground Mount

+ Other post and mounting options are available for modern instruments. Ask your representative for more information.




**NEW Lily Pad Cymbals**  
Model: LPAD-G-IG-REC-SRP  
Includes: In-Ground Mount Kit, Recycled Post, Green Lily Pads



**Imbarimba**  
Model: IMBA-IG-REC-SRP  
Includes: In-Ground Mount Kit, Recycled Post

**NEW Tenor Tree**  
Model: TREE-PM-SRP




**Tuned Drums**  
Model: TD-IG-N-SRP  
Includes: In-Ground Mount Kit

**Duet**  
Model: DUET-IG-REC-SRP  
Includes: In-Ground Mount Kit, Recycled Post




**Piper**  
Model: PIPR-IG-REC-SRP  
Includes: In-Ground Mount Kit, Recycled Post

**Pegasus**  
Model: PEG-IG-REC-SRP  
Includes: In-Ground Mount Kit, Recycled Post



**Melody**  
Model: MELD-IG-REC-SRP  
Includes: In-Ground Mount Kit, Recycled Post

**Glockenspiel**  
Model: 77131-IG  
Includes: In-Ground Mount



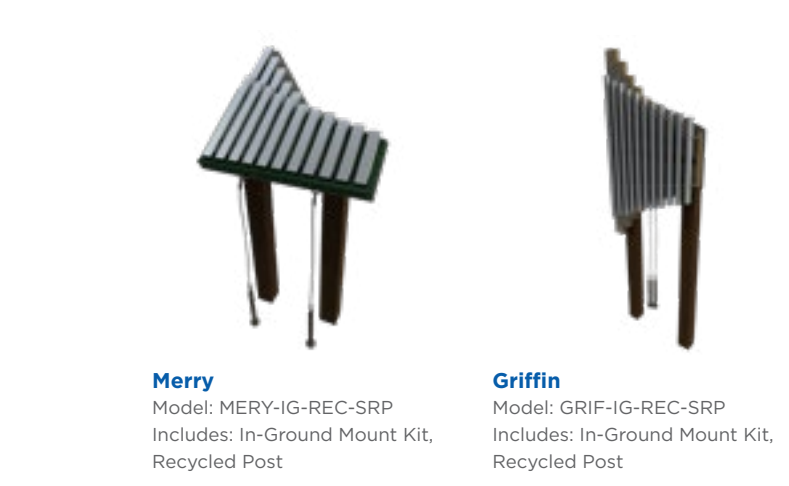
**Manta Ray**  
Model: MRAY-IG-SRP  
Includes: Surface/In-Ground Mounting

**Rhythm**  
Model: RHYT-IG-REC-SRP  
Includes: In-Ground Mount Kit, Recycled Post




**Contrabass Chimes**  
Model: CCH-IG-SRP  
Includes: In-Ground Mount

**Swirl**  
Model: SWRL-IG-REC-SRP  
Includes: In-Ground Mount Kit, Recycled Post



**Merry**  
Model: MERY-IG-REC-SRP  
Includes: In-Ground Mount Kit, Recycled Post

**Griffin**  
Model: GRIF-IG-REC-SRP  
Includes: In-Ground Mount Kit, Recycled Post



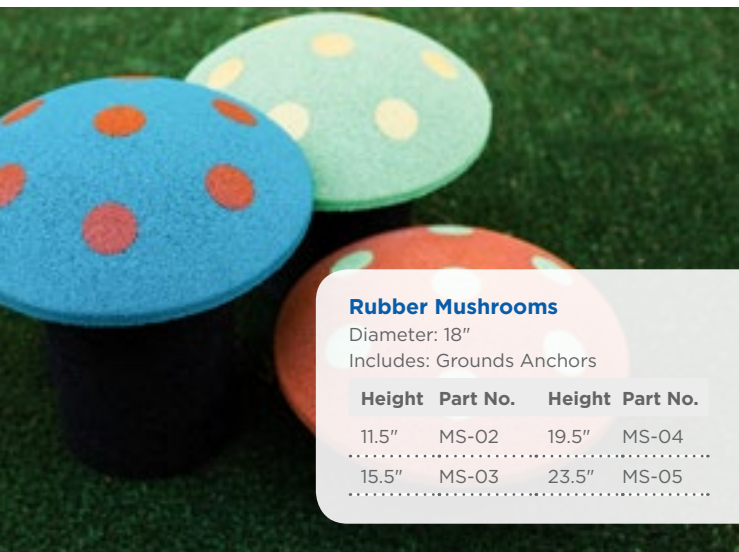
**Pagoda Bells**  
Model: PBEL-IG-REC-SRP  
Includes: In-Ground Mount Kit, Recycled Post

**Serenade**  
Model: SRND-SM-STL-SRP  
Includes: Surface Mount Kit, Steel Post  
**Song Sheets**  
Model: SRND-SHEET-PKG-1-SRP

FREESTANDING



Accessories Balance & Games



**Rubber Mushrooms**  
Diameter: 18"  
Includes: Grounds Anchors

Height	Part No.	Height	Part No.
11.5"	MS-02	19.5"	MS-04
15.5"	MS-03	23.5"	MS-05



**Stepping Post**  
Diameter: 10" diameter  
Material: Recycled Rubber  
Includes: Support Post

Height	Part No.	Height	Part No.
7.5"	STP-02	15.5"	STP-04
11.5"	STP-03	19.5"	STP-05



**Balance Beam**  
Ages: 2-5 (>12" Install Height), 5-12 (>16" Install Height)

Style	Length	Use Zone	Item Number
Zig-Zag	9.75'	15' x 22'	90021016XX
Straight	6'	13' x 18'	90021006XX
	8'	13' x 20'	90021008XX



**Lily Pad Walk**  
Ages: 2-5, 5-12

Number	Use Zone	Item Number
1	N/A	TFR14881XX
3	15' x 12'	90021200XX
5	15' x 18'	90021100XX

**Replacement Stepping Stone**  
Model: RMP-0122XX  
14" diameter  
Post not included  
Available in red, yellow, blue, green, and tan

Educational Play Outdoor Classroom




**Growing Box**  
Model: 49361  
Dimensions: 47" x 44"  
Ages: 2-5, 5-12



**Tri-Directional Trough System**  
Model: 44108-L-24 (Left) or 44108-R-24 (Right)  
Dimensions: 14' x 14' x 24"  
Ages: 2-5



**Investigate and Discover Table**  
Model: 49072D  
Dimensions: 2½' x 2' X 24"  
Ages: 2-5



**MathMagic Sandbox**  
Locate objects using grid quadrants in this 8' sandbox!  
Model: 49014-8  
Ages: 2-5, 5-12



**Whale Sand and Water Table**  
Model: 90000007XX  
Ages: 2-5, 5-12  
Cover also available (90000009XX)



**Tether Ball**  
Model: 60019301XX  
Ages: 2-12  
Replacement Ball with Cord  
Standard Ball 60019311XX  
Fireball 60019411XX



**Talk Tube**  
Ages: 2-5, 5-12  
3.5" Post: TFR04700XX  
5" Post: TFR04699XX



**Triple Toss**  
Ages: 2-5, 5-12  
Set of 3 Balls: SP85R\_KIT  
Available in red, yellow, blue, green, and tan

Post	Item Number
Without	TRT-03
Galvanized	TRT-05



**Pizza Garden**  
Model: 49387  
Diameter: 49"  
Ages: 2-5, 5-12



**Double-Sided Art Easel**  
Model: 41110FTPS-P  
45" Wide  
Ages: 2-5, 5-12



**Basic Pre-School Weather Station**  
Model: 49026  
Ages: 2-5

FREESTANDING



Dramatic Play Playhouses



**Polytone Playhouse**  
Model: 47203  
Dimensions: 5' x 5' x 6½'  
Ages: 2-5  
*Bench sold separately*



**Brick Cottage**  
Model: 47209  
Dimensions: 4½' x 4½' x 7½'  
Ages: 2-5



**R-Town™ Church**  
Model: 47510  
Dimensions: 4' x 6' x 8 ½"  
Ages: 2-5



**R-Town™ Cottage**  
Model: 47508  
Dimensions: 4' x 6' x 8 ½"  
Ages: 2-5



**R-Town™ School House**  
Model: 47504  
Dimensions: 4' x 6' x 8 ½"  
Ages: 2-5



**Beach House**  
Model: DRM00063XX  
Dimensions: 8¼' x 6' x 7'  
Ages: 2-5



**Pioneer Playhouse**  
Model: 47104TT  
Dimensions: 5' x 5' x 7'  
Ages: 2-5

**ADD-ONS**

**Sink & Stove Combo**  
Polytone Playhouse Model: 47214  
Pioneer Playhouse Model: PLH10022XX

**Flower Box**  
Model: PLH10012XX  
Fits 5' Playhouse

**Tot Table and Chairs**  
Model: 47210

Dramatic Play Vehicles & Trike Track



**Gas Station Stand**  
Model: 49144  
Dimensions: 3½' x 6½'  
Ages: 2-5, 5-12



**Post Office Stand**  
Model: DRM00048XX  
Dimensions: 3¾' x 4" x 6½'  
Ages: 2-5, 5-12



**Farmer's Market Stand**  
Model: 49232  
Dimensions: 3½' x 4" x 6½'  
Ages: 2-5, 5-12



**Mini Car**  
Model: 49134  
Ages: 2-5  
Dimensions: 3¾' x 3¾'



**Mini Bus**  
Model: 49105  
Ages: 2-5  
Clearance Zone: 12' x 10'

Trike Traffic & Safety Signs



**Railroad Crossing**  
Model: TFR12150XX  
Size: 24" x 24"



**Traffic Light**  
Model: TFR16072XX  
Size: 10" x 32"



**Stop**  
Model: TFR08297XX  
Size: 24" x 24"



**Yield**  
Model: TFR09022XX  
Size: 24¼" x 24¼"



**No Parking**  
Model: TFR12151XX  
Size: 20" x 24"



**Safety Signs**  
2-5 Year Old: TFR0668XX  
2-12 Year Old: TFR013212XX  
5-12 Year Old: TFR04966XX

FREESTANDING



**Dog Park** Dog Agility Equipment



**Dog Log**  
Model: RECF0008XX  
Weight: 400 lbs.



**Camel Hump Climber**  
Model: RECF0001XX  
Weight: 269 lbs.



**Over and Under**  
Model: RECF0012XX  
Weight: 109 lbs.



**NEW**  
**Hurdle Jump**  
Model: RECF0007XX  
Weight: 68 lbs.



**Climb and Sit**  
Model: RECF0002XX  
Weight: 296 lbs.

**Limbone, Anyone?**  
Model: RECF0003XX  
Weight: 104 lbs.

**Home Sweet Home**  
Model: RECF0010XX  
Weight: 416 lbs.

**Nice Turn**  
Model: RECF0013XX  
Weight: 331 lbs.

**Step Up**  
Model: RECF0005XX  
Weight: 154 lbs.

**Through the Target**  
Model: RECF0006XX  
Weight: 112 lbs.



**Jump Through**  
Model: RECF0014XX  
Weight: 147 lbs.



**Let's Rest**  
Model: RECF0009XX  
Weight: 246 lbs.



**High Jump**  
Model: RECF0011XX  
Weight: 128 lbs.



**Through the Tunnel**  
Model: RECF0004XX  
Weight: 420 lbs.



**Walk the Plank**  
Model: RECF0015XX  
Weight: 347 lbs.



**Leash Holder**  
Model: RECF0022XX  
Weight: 70 lbs.



# Fitness Traditional Adult Equipment

Experience a new level of fitness with our line of traditional outdoor fitness equipment. Designed for all fitness levels for **ages 13 and up**, it is a great addition to schools, ball fields, and business parks to support healthy habits.

## A. Balance Beam

Model: 60019408XX  
Weight: 105 lbs.

Add-On Instructional Sign  
Model: 60019458XX

## B. Horizontal Ladder

Model: 60019409XX  
Weight: 390 lbs.

Add-On Instructional Sign  
Model: 60019459XX

## C. Vertical Ladder

Model: 60019402XX  
Weight: 150 lbs.

Add-On Instructional Sign  
Model: 60019452XX

## D. Sit-Up Bench

Model: AFT13972XX  
Weight: 100 lbs.

Add-On Instructional Sign  
Model: 60019457XX

*In-Ground Kit Required: FIT14050XX*

## E. Beam Jump

Model: 60019405XX  
Weight: 325 lbs.

Add-On Instructional Sign  
Model: 60019455XX

## F. Stretching Post

Model: 60019404XX  
Weight: 80 lbs.

Add-On Instructional Sign  
Model: 60019454XX



A



B



A



B



C



D



C



D



F



E



F

## A. Spring Up Bars

Model: 60019410XX  
Weight: 140 lbs.

Add-On Instructional Sign  
Model: 60019460XX

## B. Jump Touch Beam

Model: 60019406XX  
Weight: 185 lbs.

Add-On Instructional Sign  
Model: 60019456XX

## C. Pull Up and Chin Up Bar

Model: 60019403XX  
Weight: 215 lbs.

Add-On Instructional Sign  
Model: 60019453XX

## D. Pull-Up and Dip Station

Model: AFT14031XX  
Weight: 155 lbs.

Add-On Instructional Sign  
Model: TFR0588XX

*In-Ground Kit Required: FIT14050XX*

## E. Parallel Bars

Model: 60019401XX  
Weight: 150 lbs.

Add-On Instructional Sign  
Model: 60019451XX

## F. Equipment Instruction Sign

Equipment instruction signs are available for each fitness product

## G. 10 Station Course (Not Pictured)

Model: 60019400XX  
Weight: 1,650 lbs.

Includes:

- Vertical Ladder
- Beam Jump
- Stretching Post
- Pull Up and Chin Up Bars
- Jump Touch Beam
- Parallel Bars
- Sit-Up Bench
- Spring Up Bars
- Horizontal Ladder
- Balance Beam
- 3 Large Instructional Signs



Fitness Active & Modern Adult Equipment



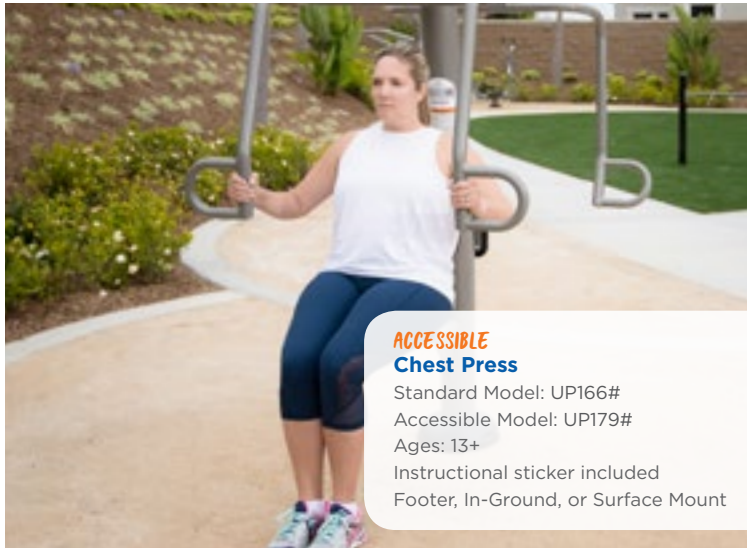
**Energy and Strength Wheels**  
Model: UP191#  
Instructional sticker included  
Ages: 13+  
Footer, In-Ground, or Surface Mount



**Assisted Functional Trainer**  
Model: UP351  
Ages: 13+  
Instructional sign included\*

**Assisted Balance Walk**  
Model: UP352  
Ages: 13+  
Instructional sign included\*

Fitness Modern Adult Equipment



**ACCESSIBLE Chest Press**  
Standard Model: UP166#  
Accessible Model: UP179#  
Ages: 13+  
Instructional sticker included  
Footer, In-Ground, or Surface Mount



**Balance Plank Station**  
Model: UP176  
Ages: 13+  
Instructional sign included\*

**Push-Up Station**  
Model: UP184  
Ages: 13+  
Instructional sticker included




**Assisted Leg Press**  
Model: UP356#  
Ages: 13+  
Instructional sticker included  
Footer, In-Ground, Surface Mount

**Assisted Step Trainer**  
Model: UP353  
Ages: 13+  
Instructional sign included\*

**Assisted Step Around**  
Model: UP355  
Ages: 13+  
Instructional sticker included

**Skill Trainer**  
Model: UP354  
Ages: 13+  
Instructional sticker included

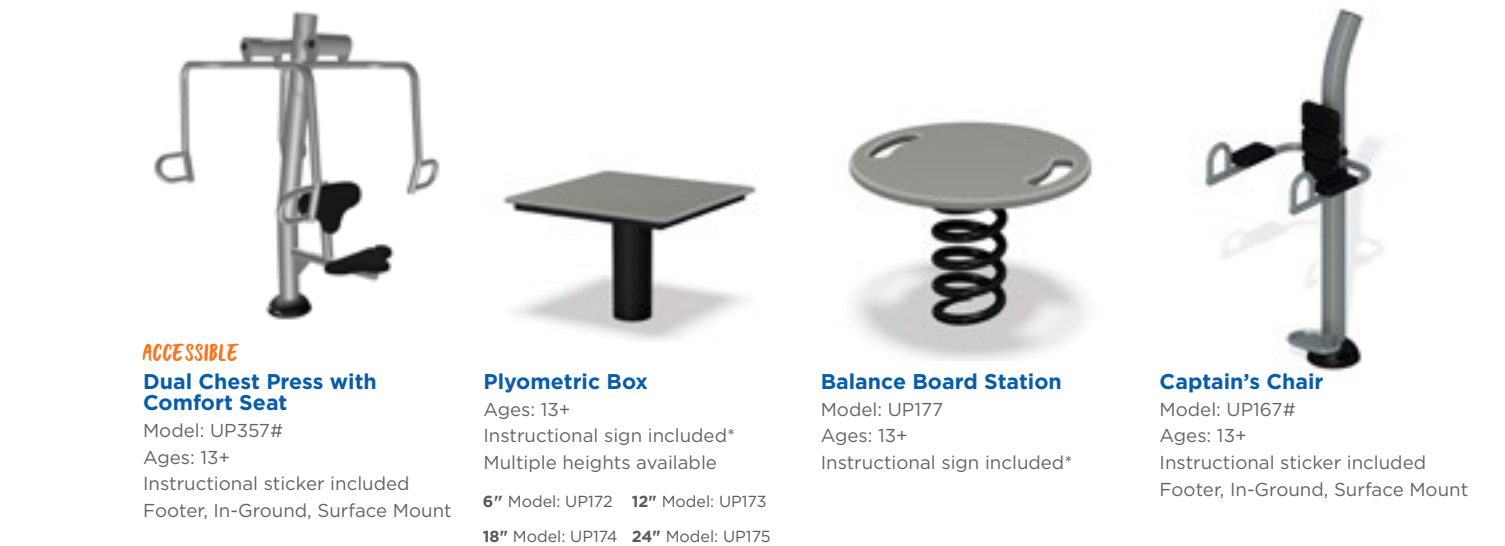


**Sit-Up/Back Extension**  
Model: UP168#  
Ages: 13+  
Instructional sticker included  
Footer, In-Ground, Surface Mount

**Cardio Walker**  
Model: UP164#  
Ages: 13+  
Instructional sticker included  
Footer, In-Ground, Surface Mount

**Horizontal Chin-Up Station**  
Model: UP183  
Ages: 13+  
Instructional sticker included

**NEW Recumbent Cycle**  
Model: UP215  
Ages: 13+  
Instructional sticker included




**ACCESSIBLE Dual Chest Press with Comfort Seat**  
Model: UP357#  
Ages: 13+  
Instructional sticker included  
Footer, In-Ground, Surface Mount

**Plyometric Box**  
Ages: 13+  
Instructional sign included\*  
Multiple heights available  
6" Model: UP172 12" Model: UP173  
18" Model: UP174 24" Model: UP175

**Balance Board Station**  
Model: UP177  
Ages: 13+  
Instructional sign included\*

**Captain's Chair**  
Model: UP167#  
Ages: 13+  
Instructional sticker included  
Footer, In-Ground, Surface Mount



**ACCESSIBLE + NEW Hand Cycle**  
Standard Model: UP216  
Accessible Model: UP217  
Ages: 13+  
Instructional sticker included

**ACCESSIBLE Lat Pull Down**  
Standard Model: UP165#  
Accessible Model: UP180#  
Ages: 13+  
Instructional sticker included  
Footer, In-Ground, Surface Mount

**ACCESSIBLE Vertical Press**  
Model: UP182#  
Ages: 13+  
Instructional sticker included  
Footer, In-Ground, Surface Mount

**Leg Press**  
Model: UP170#  
Ages: 13+  
Instructional sticker included  
Footer, In-Ground, Surface Mount



\*Instructional Sign Freestanding sign post sold separately for all equipment that includes instructional sign.

Warning! Safety surfacing required for outdoor fitness equipment per ASTM F1292 and F3101-15.



# Warranty & Terms and Conditions

Our warranty guarantees years of unlimited fun. **View our full warranty by visiting us online at [srplayground.com/warranty](http://srplayground.com/warranty).**

Superior Recreational Products (SRP) warrants that its product will be free from defects in materials and workmanship as well as maintain structural integrity for the periods listed below from the date of invoice and once SRP has been paid in full. This warranty is in effect only if the product has been assembled and installed strictly in accordance with the setup instructions provided by SRP, good construction practices, and has been subjected only to normal use and exposure.

### Commercial Playground Structures & Independent Play Equipment

- Lifetime\* Warranty on playground steel and recycled posts, all stainless steel hardware, c-line fittings, and aluminum post caps
- 15-Year Limited Warranty on playground pipes, rungs, loops and rails, roto-molded plastics, HDPE plastic sheets, punched steel decks, and recycled decks
- 10-Year Limited Warranty on integrated shade fabric and fitness equipment
- 5-Year Limited Warranty on powder coat, nets, and musical instruments
- 1-Year Limited warranty on inetgrated shade cables, moving parts, and materials not covered above

### Pricing, Cancellation, Return, and Shipping Policies

All prices are F.O.B. factor (Carrollton, Georgia 30117) and do not include freight, installation, shipping and handling, surfacing, or applicable taxes. Prices are subject to change without notice. To view our return policy, please visit [superiorrecreationalproducts.com/returns](http://superiorrecreationalproducts.com/returns). For information on Return Material Authorizations please call 1.800.327.8774. To view our shipping policy, please visit [superiorrecreationalproducts.com/shipping](http://superiorrecreationalproducts.com/shipping). For any further information, please call 1.800.327.8774.

### Terms and Minimum Orders

Terms are net 30 from date of invoice on approved accounts only. All terms are subject to change. All orders less than \$25.00 will be subject to a \$10.00 surcharge.

*\*For the purpose of this warranty, lifetime encompasses no specific term of years, but rather that seller warrants to its original customer for as long as the original customer owns the product and uses the product for its intended purpose that the product and all parts will be free from defects in materials and manufacturing workmanship. This warranty does not cover damage caused by vandalism, misuse or abuse, altered or modified parts, or cosmetic damage such as scratches, dents, or fading or weathering and normal wear and tear. This warranty is valid only if the structures are installed in conformity with instructions provided by Superior Recreational Products using approved Superior Recreational Products parts. Superior Recreational Products will deliver the repaired or replacement part or parts to the site free of charge, but will not be responsible for labor or the labor costs of replacement. Warranty claims must be filed within the applicable warranty period and accompanied by a sales order or invoice number.*



PRODUCT SHOWCASE

Expand Your Offering with One Company



The Playground Depot | 855.585.4636 | [sales@theplaygrounddepot.com](mailto:sales@theplaygrounddepot.com) | [www.theplaygrounddepot.com](http://www.theplaygrounddepot.com)

# Color Options

### Powder Coat Colors

Gloss

 Red

 Orange

 Butterscotch

 Yellow

 Spring Green

 Patina

 Sage

 Green

 Deep Green

 Ocean Blue

 Blue

 Deep Periwinkle

 Electric Purple

 Burgundy

 Iced Coffee

 Brown

 Black

 White

### Matte/Metallic

 Feather Gray

 Iron Gray

 Rubbed Bronze

 Starry Night

### Rotationally Molded Colors

 Red

 Orange

 Yellow

 Spring Green

 Patina

 Green

 Ocean Blue

 Blue

 Dark Blue

 Deep Periwinkle

 Electric Purple


 Iced Coffee


 Brown


 Feather Gray


 Burgundy

### Steel Deck Colors

 Brown

 Gray

 Blue

 Red

Colors shown on this page are only representations of our colors. Please ask your representative for actual color samples.

### HDPE Panel Colors

Solid Core

 Yellow

 Red

 Orange

 Burgundy

 Electric Purple

 Blue

 Ocean Blue

 Spring Green

 Green

 Brown

 Iced Coffee

 Feather Gray

 Black

Sandwich Core

 White/Red

 Red/White

 Red/Yellow

 Yellow/Red

 Yellow/Blue

 Yellow/Black

 Blue/Yellow

 Blue/Iced Coffee

 Ocean Blue/White

 Spring Green/White

 Green/White

 Green/Iced Coffee

 Iced Coffee/Green

 Brown/Iced Coffee

 Gray/Black

 White/Black

 Black/White

### Shade Colors | More Available!

 Cream

 Beige

 River Gum Green

 Mint Green

 Forest Green

 Sky Blue

 Turquoise

 True Blue

 Navy Blue

 Purple

 Sun Blaze


 Yellow


 Silver


 Midnight

 Brown

### Recycled Decks & Posts

 Cedar

 Dark Brown\*

 Gray\*

\*May affect delivery lead time.



# Playground Color Schemes

## Steel Playground Colors



- Rain Forest**
- Ocean Blue
  - Green
  - Spring Green
  - Blue



- Earth**
- Spring Green
  - Blue
  - Iced Coffee
  - Brown



- Scarecrow**
- Butterscotch
  - Iced Coffee
  - Orange
  - Brown



- Adventure**
- Feather Gray
  - White
  - Red



- Forest**
- Burgundy
  - Iced Coffee
  - Green



- Plum**
- Electric Purple
  - Butterscotch
  - Iced Coffee



- Circus**
- Red
  - Yellow
  - Ocean Blue



- Van Gogh**
- Rubbed Bronze
  - Starry Night
  - Feather Gray
  - Deep Periwinkle



- Deep Ocean**
- Rubbed Bronze
  - Feather Gray
  - White
  - Ocean Blue
  - Blue



- Nature Trail**
- Brown
  - Iced Coffee
  - Spring Green
  - Orange



- Firefly**
- Butterscotch
  - Electric Purple
  - Orange



- Galaxy**
- Dark Blue
  - Butterscotch
  - Feather Gray
  - Starry Night
  - Black

## Recycled Playground Colors



- Urban**
- Feather Gray/Gray
  - Blue
  - Spring Green



- Earth**
- Spring Green
  - Blue
  - Iced Coffee
  - Dark Brown



- Scarecrow**
- Butterscotch
  - Iced Coffee
  - Orange
  - Dark Brown



- Patriotic**
- Feather Gray/Gray
  - Blue
  - Red



- Forest**
- Burgundy
  - Iced Coffee
  - Green
  - Dark Brown



- Plum**
- Electric Purple
  - Butterscotch
  - Iced Coffee
  - Cedar



- Circus**
- Red
  - Yellow
  - Ocean Blue
  - Cedar



- Swamp**
- Patina
  - Brown/Dark Brown
  - Iced Coffee



- Deep Ocean**
- Feather Gray/Gray
  - White
  - Ocean Blue
  - Blue



- Nature Trail**
- Cedar
  - Iced Coffee
  - Spring Green
  - Orange



- Firefly**
- Butterscotch
  - Electric Purple
  - Orange
  - Cedar



- Rocky Mountain**
- Dark Blue
  - Orange
  - Iced Coffee
  - Cedar



# Superior<sup>®</sup>

RECREATIONAL PRODUCTS



(817) 585-4636  
(855) 585-4636  
[sales@theplaygrounddepot.com](mailto:sales@theplaygrounddepot.com)  
[www.theplaygrounddepot.com](http://www.theplaygrounddepot.com)

